



ADOPTING AND IMPLEMENTING SDGs IN ANDHRA PRADESH

PROGRESS SO FAR

5th DECEMBER 2018
NITI AAYOG

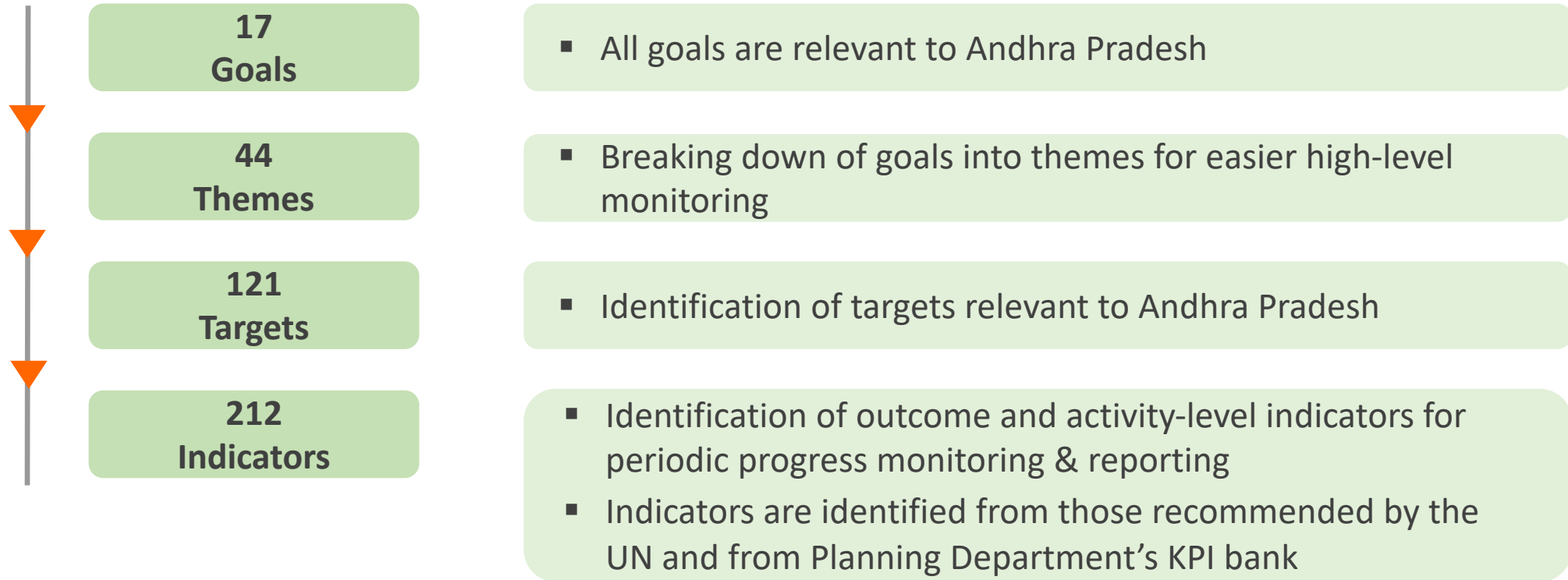
PLANNING DEPARTMENT
GOVERNMENT OF ANDHRA PRADESH

CONTENTS

- 1 **SDG framework for monitoring and reporting**
- 2 **Mapping targets to development actions to gauge state action**
- 3 **SDG budgeting**
- 4 **Review mechanism**
- 5 **Sensitization**

1 FRAMEWORK FOR MONITORING & REPORTING

A robust monitoring framework with goals, themes, targets, and indicators periodically tracks Andhra Pradesh's actions to achieve SDGs



The SDG monitoring and reporting framework is a part of the **Real-time Outcome Monitoring System (ROMS)** of the state government which monitors the progress of all districts, key departments, and key programmes.

ROMS HOME PAGE



తెలుగు

English



Maha Sankalpam



Benchmark



5 Grids



5 Campaigns



7 Missions



MGNREGS



Sustainable Development
Goals



Samaja Vikasam



Kutumba Vikasam



Gross Value Added

Key Performance Indicators

Department

District

CS Review

Department

District



Gross Value Added
Pointers

Archived KPIMS Website

THEME-WISE SUMMARY

On track: 24

Needs push:18



Goal 1: No Poverty

End poverty as per official poverty line		On track	Official poverty rate of 9.2% is the sixth best among the states
End multidimensional poverty		On track	Multidimensional poverty rate is reduced from 41.6% in 2005-06 to 21% in 2016-17

Goal 2: Zero Hunger

End hunger		On track	All eligible beneficiaries covered under PDS
Achieve food security		On track	Food security system: good availability, access, utilisation, and stability
Improved nutrition		Needs push	Concerns: anaemia in pregnant women (67%), and stunting in children (25%) Wasting (7%) & underweight (6%) in children have reduced
Promote sustainable agriculture		On track	ZBNF initiatives have expanded and are on track – 5 lakh farmers targeted for 2018-19

Goal 3: Good Health and Well-Being

Ensure healthy lives		Needs push	Concerns: MMR (63), poor health infrastructure (48% of PHCs and none of DH, AHs, and CHCs are not as per IPHS standards)
Promote well-being		Needs push	Concerns: Non communicable diseases (1519 cases/ lakh population) & lifestyle diseases

Goal 4: Quality Education



Inclusive education		On track	Commendable gender parity indices
Equitable education		On track	Access of backward sections to education have improved
Quality education		On track	Quality of primary education has improved from 2015 to 2017 (NAS 2017)
Lifelong learning opportunities		Needs push	Skilling, placements (low target), adult literacy (67%) need to scale up

THEME-WISE SUMMARY




Goal 5: Gender Equality

Equality and empowerment of girls & women		Needs push	Concerns: poor economic participation, crime against women is not coming down significantly for the past three years
---	---	------------	--




Goal 6: Clean Water and Sanitation

Availability of water & sanitation		Needs push	Concerns: large population without access to stipulated quantity of water
Sustainable water & sanitation management		On track	Steady progress in farm ponds, check dams, big projects & ground water level




Goal 7: Affordable and Clean Energy

Access to affordable energy		On track	Affordable electricity tariff, but higher industrial tariffs compared to neighbours
Access to reliable energy		On track	Minutes of outage coming down steadily
Access to sustainable & modern energy		On track	Share of renewable energy steadily increasing

Goal 8: Decent Work and Economic Growth

Sustained, inclusive & sustainable growth		Needs push	Needed: private investment, governance transformation, structural transformation
Full and productive employment		Needs push	Needed: structural transformation, skilling, investments
Decent work (fair income, security at workplace, social protection)		Needs push	Needed: wages to improve, especially for daily labourers

Goal 9: Industry, Innovation and Infrastructure


Resilient infrastructure		Needs push	Roads, Fibernet, housing & water supply need to saturate
Inclusive & sustainable industrialization		Needs push	Industry's contribution to growth & employment, and investment conversion to improve; industry needs to adopt less polluting measures
Innovation		Needs push	Medium & high-tech industries, and research should be given more attention

THEME-WISE SUMMARY

Goal 10: Reduce Inequalities

Inequality within the State		Needs push	Economic, educational, & health status of ST and communities needs to improve
-----------------------------	---	------------	---


Goal 11: Sustainable Cities and Communities


Inclusive cities		Needs push	Concerns: high proportion of slum population, water supply
------------------	---	------------	--

Safe cities		Needs push	Highly urbanised districts such as Krishna and Guntur have higher crime rates
-------------	---	------------	---


Sustainable & resilient cities		Needs push	Concerns: Waste management, pollution, congestion, building standards, & disaster resilience
--------------------------------	---	------------	--

Goal 12: Sustainable Consumption and Production

Sustainable consumption		On track	Active pollution monitoring by PCB, low levels of food wastage
-------------------------	---	----------	--


Sustainable production		On track	Conservation of soil, water, forests, and irrigation and watershed management are on track; action plan for reducing post-harvest losses is in place
------------------------	---	----------	--

Goal 13: Climate Action

Combat climate change & its impacts		On track	State Action Plan on Climate Change, Green Vision, Green Houses Gases inventory, & SDG awareness in place
-------------------------------------	---	----------	---






Goal 14: Life Below Water

Sustainable use of oceans, seas, & marine resources		On track	Levels of marine fishing are not yet endangering; waste dumping to rivers needs attention
---	---	----------	---



Conservation of oceans, seas, & marine resources		On track	Coastline and seashore management, mangrove conservation, wetland management are in place
--	---	----------	---

THEME-WISE SUMMARY



Goal 15: Life on Land

Sustainable use of terrestrial ecosystems		On track	Forest area is increasing
Sustainably manage forests		Needs push	Action plan for 50% green cover to be implemented
Combat desertification		On track	Desertification in Anantapur is decreasing
Halt and reverse land degradation		On track	Desertification is coming down, forest area is increasing
Halt biodiversity loss		On track	Increasing in forest area protects biodiversity; red sanders smuggling needs attention

Goal 16: Peace, Justice and Strong Institutions

Promote peaceful & inclusive societies		On track	Better than country crime rate in human trafficking, homicide, and crime against children; worse then country crime rate in crime against women
Build effective, accountable & inclusive institutions		On track	Increasing government budget, improving satisfaction levels, efficient grievance redressal, online government services, low rate of corruption-related offences

Goal 17: Partnerships for the Goals

Strengthen means of implementation of SDGs		Needs push	Needs more investment for growth and jobs
Revitalize global partnership for SDGs		On track	Partnership built with reputed national and international organizations, Institute of Leadership Excellence and Governance to be established

TARGET SETTING FOR ACHIEVING SDGs BY 2022 (example)


Indicator	Current status	Target: 2018-19	Target: December 2022
Goal 1: No poverty			
Human Development Index	0.66	0.72	0.90
Poverty as per national official poverty line (%)	9.2	3.6	0.0
Multidimensional poverty rate (%)	21	17	<5
Goal 2: Zero hunger			
Prevalence of stunting in children (%)	35	13	0
Prevalence of wasting in children (%)	7	5	0
Prevalence of underweight in children (%)	11	8	0
Prevalence of anemia in children aged < 5 years (%)	59	44	5
Prevalence of anemia in women aged 15-49 years (%)	60	40	5
Prevalence of anemia in pregnant women (%)	66	40	5
Net irrigated area (lakh ha)	27	34	58
Food grain Productivity (MT/Ha)	2.56	2.73	4.45
Cropping Intensity	1.25	1.32	1.9
Agricultural Marketing and Farmer Friendly Reform Index - NITI Aayog (Rank Among States)	7	5	1

MAPPING TARGETS TO DEVELOPMENT ACTIONS TO GAUGE STATE ACTION

Rationale for mapping: To judge whether each target has corresponding state action in the form of scheme, law, policy, or other development action

31 state government departments and 600+ government schemes analyzed

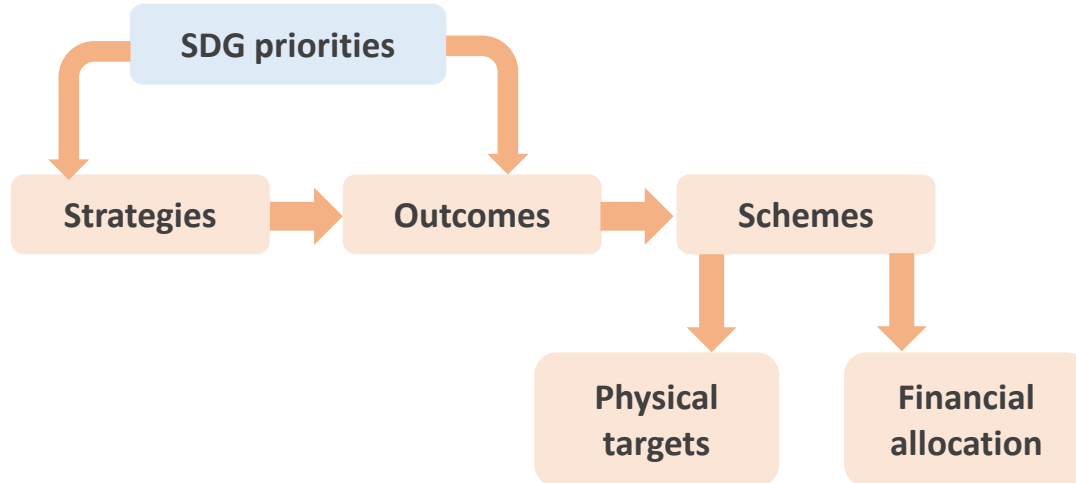
Output of the mapping exercise



Mapping of targets 1.1 and 1.2 (example)

Sustainable Development Goals and targets	Schemes	Secretariat Department
Goal 1. End poverty in all its forms everywhere		
1.1 By 2030, eradicate extreme poverty for all people everywhere, currently measured as people living on less than \$1.25 a day	MGNREGS	PR&RD
	NTR Bharosa	PR&RD
1.2 By 2030, reduce at least by half the proportion of men, women and children of all ages living in poverty in all its dimensions according to national definitions	MGNREGS	PR&RD
	Mid Day Meal Scheme	Secondary Education
	ICDS	WCD&SC
	PDS	Food & Civil Supplies
	NTR Bharosa	PR&RD
	Rashtriya Swasthya Bima Yojana (RSBY)	Industries & Commerce
	Chandranna Bima	Labour, Factories, Employment & Training
	NTR Vaidya Seva	HM&FW
	Sarva Shiksha Abhiyaan	Secondary Education
	National Health Mission (NHM)	HM&FW

Integrating SDG priorities with the state's outcome budget: During the preparation of department-wise outcome budget, SDG priorities are integrated so that the departments allocate financial resources accordingly.



Sl. No	Scheme Name	BE 2018-19 (Rs. lakhs)	Physical output against financial outlay		
			Name of the Indicator	Unit of measurement	2018-19 Annual Target
1	AmmakuVandanam	200.00	Conduct of AmmakuVandanam programme in all Primary, Upper Primary and High Schools	Schools	8000
2	Prathibha Scholarships	1160.00	1.Awards Distribution	No.	4020
			2.Tabs for Awardees	No.	4020
			3.Gold coated copper medals to the Awardees	No.	4020
			4. TA to awardees and escorts	No.	8040
3	Assistance to A.P Open Schools Society	323.53	1.Enrollment in open basic Education	No.	50000
			2.Admissions in SSC	No.	66000
4	Assistance to Sainik Schools	1000.00	Children covered	No.	1170
			Establishment of Sainik School	No.	1
			Construction of Sainik School	No.	1
5	Scholarships to A.P. State Students Studying in Sainik Schools of other States	15.13	Children covered	No.	14
6	Badikostha	16000.00	Bicycles Distributed to VIII and IX th Class Girls	Lakh No.	3.63
7	Digital Class Rooms for High Schools	7000.00	Establishment of Digital Class Rooms	No.	5000
8	Nutritious Meals Programme for IX and X Class	9493.15	Eligible Students of IX th and X th Class covered with MDM	Lakh No.	7.25
9	Nutritious Meals Programme (MDM - Cooking Cost)				
10	Participation of Andhra Pradesh School Teams in National Games	500.00	Teams participated in National Games under 14,17, and 19 years age	No. of Games	135

Review mechanisms at multiple levels keep a check on progress. These, combined with publications on progress provide feedback to next year's Outcome Budget.

Review by Chief Minister

Monthly review by Chief Secretary

SDG Annual Report: 2015, 2017, 2018

Quarterly review at District Collectors' Conferences

Quarterly third-party independent audit

Vision Annual Report

Feeds into the Outcome Budget for the next year

Sensitization and engagements

- Discussion on SDGs in state legislative assembly
- Village and ULB-level discussion on SDGs involving citizens and government officials
- Representation at the High Level Political Forum on Sustainable Development 2017
- Comics on SDGs for school children – in partnership with Project Everyone
- SDG materials on Fibernet platform

THANK YOU