

Progress of Sustainable Development Goals in Maharashtra

2nd February, 2018

Directorate of Economics and Statistics

Planning Department,

Government of Maharashtra

Background

- SDGs adopted by UN in 2015 with 17 Goals & 169 Targets came into effect from 1.1.2016.
- Addressing three dimension of development; Social , Economic & Environmental
- India is signatory of the UN Resolution and committed to implementation of SDGs
- NITI Aayog will coordinate the implementation of SDGs in the country and related policy issues.
- Our National development plans and schemes address most of the SDGs.



Sustainable Development Goals

Social

- SDG 1 - No Poverty
- SDG 2 - Zero Hunger
- SDG 3 - Good Health and Well-Being
- SDG 4 - Quality Education
- SDG 5 - Gender Equality
- SDG 6 - Clean Water and Sanitation

Environmental

- SDG 12 - Sustainable Consumption and Production
- SDG 13 - Climate Action
- SDG 14 - Life Below Water
- SDG 15 - Life on Land

Economic

- SDG 7 - Affordable and Clean Energy
- SDG 8 - Decent Work and Economic Growth
- SDG 9 - Industry, Innovation and Infrastructure
- SDG10 -Reduced Inequalities
- SDG 11-Sustainable Cities and Communities

Fostering Peace and Partnership

- SDG16 - Peace, Justice and Strong Institutions
- SDG 17- Partnerships for the Goals

Some of the targets to be achieved by 2020

SDGs and related target

- 3.6 Halve the number of global deaths and injuries from road traffic accidents.
- 6.6 Protect and restore water-related ecosystems, including mountains, forests, wetlands, rivers, aquifers and lakes.
- 8.6 Substantially reduce the proportion of youth not in employment, education or training.
- 14.4 Effectively regulate harvesting and end overfishing, illegal, unreported and unregulated fishing and destructive fishing practices.
- 15 Conservation and sustainable management related to terrestrial ecosystem, natural habitats and water ecosystem (15.1, 15.2, 15.5, 15.8) and integrating biodiversity values into the planning process (15.9).

Transition from MDGs to Global SDGs

MDGs
(2000-2015)



SDGs
(2015-2030)

Developing
country focused



Universal

Social



Social, Economic,
and Environmental

Foreign Aid



Domestic
Investment, Private
Flows, and Aid

Official Statistics and
Administrative Data



Big Data, Citizen
Generated Data,
Geospatial and Earth
Observation Data,
Open Data, and more

Action taken so far

- Identified Nodal departments considering Goals ➡
- Identified supporting departments considering Targets
- Departments were requested to take following actions:
 - Mapping of schemes/ programmes ➡
 - Indicators for monitoring
 - Current status
 - Proposed targets
 - Action plan to achieve targets
- Received information about goal 3, 4, 5 & 15 in detail;
Information from other departments awaited




Action taken so far

- State and District level schemes mapped with the Goals and classified as 'A', 'B', and 'C' category ; Departments requested to confirm classification ➡ ➡
- Conducted meetings of higher authorities of various departments for sensitizing about SDGs & preparations of vision 2030 document of the State
- Prepared Vision 2030 document considering SDGs & targets in consultation with all State departments and submitted to NITI Aayog ➡ ➡
- MoU signed with UN India for SDGs

Proposed Action Plan

- Formation of task groups to evolve mechanism to compute proxy indicators where data with respect to targets not available
- Evolve and institutionalise monitoring mechanism for periodic reviews
- Ensure proper allocation of funds to identified schemes related to SDGs
- Involving subject experts, academicians, social community at all levels

Broad action Points

- Revisiting mapping of schemes / programmes with respect to goals
- Conduct workshop for stake holders for finalising indicators and data monitoring mechanism
 - Availability of data
 - Identification of data gaps
 - Understanding data flow mechanism
 - Data processes, analysis
 - Data requirement
 - Deciding aggregation and disaggregation level of each department
 - Deciding monitoring mechanism
 - Deciding nodal officers of concerned departments at State and Sub-State level
- Identified data sources of SDG indicators 
- Conducting workshops for Sensitizing higher officials, field functionaries including district statistical officers about SDG

Expectations

- Goals, targets and indicators be grouped according to the theme and expert groups be formed by NITI Aayog in consultation with CSO and DES for deciding monitoring mechanism
- Minimum administrative structure for monitoring SDGs be recommended by CSO, to all States
- With reference to Goal no.17, adequate financial and other resources be provided to strengthen statistical capacity in the State (Certain funds may be released to Maharashtra under SSSP)



Thank You


Vision Statement

*“All citizens of Maharashtra
are happy, healthy, educated,
empowered and leading
peaceful and prosperous lives”*



Critical mass / concept / focus of Vision 2030

- **The fundamental principle of the vision-** Sustainable, balanced and all inclusive socio-economic growth of the State
- **A sustainable environment** enables a sustained growth across all sectors. Investment in environment helps in self-sustaining growth over long term hence, utmost importance has been given to environment; forming a bedrock for the five pillar strategy



Vision Components

- Sustainable, equitable and balanced economic growth - – Goal 8
- Eradication of extreme poverty- Goal1
- Ensure affordable shelter with proper sanitation and safe drinking water to all- Goal 6 & 11
- Accessible and affordable healthcare to all -Goal 3
- Quality education at an affordable cost-Goal 4
- Ensure sufficient and nutritious food for all at an affordable cost- -Goal 2
- Focus on eliminating gender, income, rural-urban and social inequalities- Goal 5 & 10

Vision Components (contd.)

- Special focus on agriculture and allied activities sector for improving its contribution in the economy sustainably – Goal 2 & 8
- Sustainable development and optimal use & management of State's water resources - Goal 8
- Harita Maharashtra – preparing for climate change- Goal 13
- Effective implementation of 'Make in Maharashtra' to boost manufacturing and services sector -Goal 9
- Creation of quality infrastructure (roads, water reservoirs, energy generation units, mass transport systems in all municipal corporations, etc.) ensuring environment protection- Goal 9
- Digital revolution by connecting all gram panchayats as nodes to provide better health services, education, agriculture and security- Goal 17

Vision Components (contd.)

- Generating and supplying power for all on a sustainable basis at competitive rates in a social responsible manner- Goal 7
- Emphasis on non-conventional energy- Goal 7
- Promote tourism with emphasis on eco-tourism- Goal 8
- Strengthen law & order situation by enhancing and modernising judicial & security system- Goal 16
- Good & effective governance by responsive, accountable & transparent administration and extensive use of ICT- Goal 17
- Ensure environmental sustainability- Goal 13 & 15

Targets set under Vision considering SDGs

Indicator	Current Status	2020 (via)	2030	All India level
Economic				
Growth rate- Goal 2 (per cent)	9.4@	10.5	12.0 (sustainably)	7.1@
GSDP at current prices (₹ lakh crore)	22.7@	30.0	86.0	152.5@
Per capita State Income (₹)	1,47,399*	2,68,000	6,00,000	94,178*

@ - For 2016-17

* - For 2015-16

Targets set under Vision considering SDGs (contd.)

Indicator		Current Status*	2020 (via)	2030	All India level*
Agriculture & allied activities					
Foodgrain productivity – Goal 2 & 8	Cereals (kg/ha)	1,304	1,400	1,650	2,414
	Pulses (kg/ha)	699	772	910	745
	Oilseeds (kg/ha)	1,127	1,275	1,500	1,136
	Cotton (kg/ha)	276	306	360	487
	Sugarcane (MT/ha)	87	90	100	70

Note : * Average of 2011-12 to 2014-15

Targets set under Vision considering SDGs (contd.)

Indicator		Current Status	2020 (via)	2030	All India level
Agriculture & allied activities					
Per capita availability – Goal 2 & 8	Milk grams (per day)	239*	279	376	337*
	Eggs (per annum)	46*	55	84	66@
	Meat kg (per annum)	5.8	6.8	10.4	N.A.
Forest cover- Goal 15	(per cent)	20	25	33	21
Irrigation potential created- Goal 2,6 & 8	(lakh ha)	66.42#	74.45	99.10	N.A.

Note : * For 2015-16 @ for 2014-15 # upto June, 2015

Targets set under Vision considering SDGs (contd.)

Indicator	Current Status	2020 (via)	2030	All India level
Industry – Goal 9				
Industrial investment (Aug., 1991 - Nov., 2016) (` lakh crore)	11.38	15.00	22.00	N.A.
Actual realisation (` lakh crore)	2.70	4.50	10.00	N.A.
Infrastructure				
Per capita power consumption (unit)- Goal 7	984*	1,217	1,653	653*
Installed capacity of renewable energy (MW)- Goal 7	7,466.56 @	8,000	10,000	50,068*
Road length (km) per 100 sq. km (PWD + ZP)- Goal 9	198#	220	250	138#
Railway route length (km) per hundred sq. km of area- Goal 9	1.99*	2.27	2.66	2.03*

Note : * 2015-16 @ October, 2016 # as on 31.3.2015

Targets set under Vision considering SDGs (contd.)

Indicator	Current Status	2020 (via)	2030	All India level
Social				
Human Development Index- Goal 1,2,3,4 & 8	0.752*	0.8	0.9	0.609
Life expectancy at birth (years)- Goal 3	71.6#	72	77	66.1
Infant Mortality Rate- Goal 3	21#	17	10	39
Maternal Mortality Ratio- Goal 3	68@	30	19	167
Under 5 Mortality Rate- Goal 3	24	22	<15	45
Neonatal Mortality Rate- Goal 3	15	15	<10	26
Still birth rate- Goal 3	4	<4	<4	4
Incidence rate of TB cases (per 1000 persons)- Goal 3	1.67	1.17	0.33	1.71

Note : * 2011 # 2015 @ 2011-13

Targets set under Vision considering SDGs (contd.)

Indicator	Current Status	2020 (via)	2030	All India level
Social				
Annual parasite (malaria) incidence rate (per 1000 persons)- Goal 3	<1	<1	0	N.A.
Doctor-Population ratio-Goal 3	1:1418	1:1200	1:1000	1:1700
Beds per lakh of population- Goal 3	108	120	150	N.A.
Malnutrition (per cent)-Goal 2	10.4	7.0	0	N.A.
Literacy rate (per cent)-Goal 4	82.3	85.0	90.0	73.0
Gender gap in literacy rate (per cent)- Goal 4	12.5	10.0	5	16.3
Gross Enrolment Ratio	29.9	35	50	24.3

Note: Current status for 2016-17

Targets set under Vision considering SDGs (contd.)

Indicator	Current Status	2020 (via)	2030	All India level
Social				
Open defecation by households (per cent)- Goal 6	34	0 by 2017	0	49.8
Drinking water (households covered) (per cent) – Goal 6	83	100	100	85.5
Households having Individual Household Latrine facility (per cent)- Goal 6	65	80	100	N.A.
Houseless families (rural) (lakh)- Goal 1	18.5	7	0 by 2022	N.A.
Municipal solid waste disposal (per cent)- Goal 6 & 11	20	50	100	N.A.

Note : Current status for 2016-17

Other targets under Vision considering SDGs

➤ **Agriculture** : Goal 2 & 8

- Doubling farmers' income by 2022 (From present ` one lakh to ` two lakh)

➤ **Labour-Goal 8**

- Provide employment to one million under tourism by 2025
- End child labour in all its forms by 2025

➤ **Environment-**

- Reduce municipal solid waste by recycling, energy generation and scientific disposal by 40% and 60% by 2020 & 2030 respectively- Goal 11 & 13
- Reduce & recycle industrial & municipal liquid waste by 20 % & 30% by 2020 & 2030 respectively- Goal 11 & 13
- Achieve 100% scientific treatment & disposal by 2020- Goal 13
- Prepare sustainable coastal zone management plan by 2020- Goal 13 & 14
- Water Neutral Villages and Water tanker free villages by 2020- Goal 6

‘Water for all’ – Goal 6 – from Maharashtra – 2012’ then set a flagship

Other targets under Vision considering SDGs (contd.)

➤ Forest- Goal 15

- Greening of Maharashtra -aim to plant 50 crore seedlings in next 3 years
- Raising of nurseries on large scale for 50 crore plantation in next 3 years
- Liquidation of backlog in irrigation sector in 4 districts of Amravati Region by completing projects by 2019

➤ Energy- Goal 7

- Target of 7,500 MW set for development of Solar Power Projects in Maharashtra by 2020 under National Solar Mission
- Solar power from Grid connected Roof Top solar Projects as per MNRE (Ministry of New and Renewable Energy program) program - target 4,760 MW by 2022
- To achieve operational efficiency to bring AT&C losses to 14.39 per cent up to 2019-20

Other targets under Vision considering SDGs (contd.)

➤ **Infrastructure- Goal 9**

- Under road development plan, a target of 3,37,000 km to be achieved by 2021
- Mumbai Trans-Harbour Link connecting Sevre & Nhava (22 km) by 2021
- Completion of target of 24,439 km road length under PMGSY (Pradhan Mantri Gram Sadak Yojana), (of which 23,198 km completed)

➤ **Water Supply and sanitation- Goal 6**

- To achieve 100 per cent of population using safely managed drinking by 2020-21

➤ **Social Justice-**

- To provide 500 Government Hostels till 2020 and 800 hostels till 2030 for SC girls and boys - Goal 4

Other targets under Vision considering SDGs (contd.)

- Sponsorship to 150 students till 2020 under foreign scholarship schemes- Goal 4
- To provide 2.40 lakh houses to SCs & STs belonging to Economical Weaker Section (EWS) and Lower Income Group (LIG) by 2020- Goal 1

➤ Information Technology- Goal 17

- To connect all Gram Panchayats digitally by 2018
- To establish community access points across all villages by 2022
- Usage of Digital locker to move to paperless transactions for all government services by 2020



Nodal and Supporting Departments

Goal	Nodal Dept (State)	Concerned Dept.
1. End poverty in all its forms everywhere	RDD	RDD,UDD, Social Justice, WCD, Labour, Tribal, Revenue, Drinking Water & Sanitation, Planning (SLBC), Housing, Tribal, Social Justice, Water Resources,
2. End hunger, achieve food security and improved nutrition and promote sustainable agriculture	Agriculture	WCD, Food & Civil supply, Tribal development, Agriculture, Industry, ADF, Marketing, Planning
3. Ensure healthy lives and promote well being for all at all ages	Public Health	Public Health, Home (Transport), Finance, Environment, Medical education and research
4. Ensure inclusive and equitable quality education and promote lifelong learning opportunities for all	School Education	Higher and Technical Education, Vocational Training (Skill Development), Medical Education, School education, Tourism and cultural programmes

Nodal and Supporting Departments

Goal	Nodal Dept (State)	Concerned Dept.
5. Achieve gender equality and empower all women and girls	WCD	GAD, School Education, Higher and Technical, Vocational Training, Medical Education, Public Health, Home, Revenue, Law & Judicial, GAD (DGIPR, DIT), WCD
6. Ensure availability and sustainable management of water and sanitation for all	Water supply and sanitation	Water Supply and Sanitation, Rural and Panchayat Raj, DMA and Sanitation, Water Resources
7. Ensure access to affordable reliable, sustainable and modern energy for all	Energy	Energy
8. Promote sustained, inclusive and sustainable economic growth, full and productive employment and decent work for all	Skill development	Planning (DES), Industry, Labour, Tourism & Cultural affair, Planning, Skill Development

Nodal and Supporting Departments

Goal	Nodal Dept (State)	Concerned Dept.
9. Build resilient infrastructure, promote inclusive and sustainable industrialization and foster innovation	Industry	PWD Roads, Home (Transport), Maritime Board, GAD, DES, Planning, Industry
10. Reduce Inequality within and among countries	Social Justice	DES, Planning, Social Justice, Cooperation and Marketing
11. Make cities and human settlements inclusive, safe, resilient and sustainable	UDD	Housing, RDD Home (Transport), PWD (Roads), UDD, GAD, Environment, Revenue, Planning
12. Ensure sustainable consumption and production patterns	Environment	Environment, Forest, Water Resources, Water conservation, Marketing, UDD, Tourism & Culture

Nodal and Supporting Departments

Goal	Nodal Dept (State)	Concerned Dept.
13. Take urgent action to combat climate change and its impacts	Environment	Environment
14. Conserve and sustainably use the oceans, seas and marine resources for sustainable development	ADF	ADF
15. Product, restore and promote sustainable use of terrestrial ecosystems, sustainably manage forests combat desertification, and half and reverse land degradation and half biodiversity loss	Forest	Forest
16. Promote peaceful and inclusive societies for sustainable development, provide access to justice for all and build effective accountable and inclusive institutions at all levels	Home	Home
17. Strengthen the means of implementation and revitalize the global partnership for sustainable Development	Finance	Finance, GAD

Goal 3 : Ensure healthy lives and promote well being for all at all ages...Targets and related programmes & schemes

Target	Key Programmes/ Schemes
➤ Reduce maternal mortality rate (MMR) to less than 70	<ul style="list-style-type: none"> ▪ Ambulance services 102 under Janani Shishu Suraksha Karyakram ▪ Weekly iron and folic acid supplements to ANC mothers ▪ Mother & Child tracking system software ▪ Adolescent health programme in collaboration with NIRRH ▪ Strengthening referral transport programme ▪ Nav Sanjivani yojana in tribal areas ▪ Rapid scale of iron, sucrose therapy for anaemia in mothers ▪ Setting up of Maherghar at district place. ▪ Roll out of safe motherhood plan ▪ Maternal infant young child nutrition policy ▪ Mahila arogya abhiyan
➤ End preventable deaths of new borns and children under 5 years of age	<ul style="list-style-type: none"> ▪ Child treatment centre ▪ SNCU ▪ JSSK & JSY ▪ Rashtriya Kishor Swasthya Karyakram ▪ Implementing integrated management of newborn and childhood illnesses. ▪ Implementing Infant Young Child Feeding Policy ▪ De-worming and vitamin A distribution drive. ▪ Bal-Arogya Abhiyan

Goal 3 : Ensure healthy lives and promote well being for all at all ages...Targets and related programmes & schemes

Target	Key Programmes/ Schemes
➤ End the epidemics of AIDS, TB, malaria & neglected tropical diseases and combat hepatitis, water-borne diseases & other communicable diseases	<ul style="list-style-type: none"> ▪ Gene expert machine facility ▪ DOTS and DOTS+ ▪ Global fund to fight Aids, TB and Malaria ▪ Anti-Malarial month ▪ Collaborating with ICMR for operational research in TB ▪ Roll out of Anti-spitting Act
➤ Reduce by 1/3 rd premature mortality from non-communicable diseases (NCD) through prevention and treatment and promote mental health and well being	<ul style="list-style-type: none"> ▪ National Programme for control of NCDs ▪ National Mental Health Programme ▪ National Iodine deficiency disorder control programme ▪ Set up of State NCD and District NCD cell. ▪ Collaboration with NGOs and Private players. ▪ Cancer worrier programme in collaboration with Tata Trust ▪ Collaboration with ICPO for preventive screening
➤ By 2020, halve the no. of global deaths and injuries from road traffic accidents	<ul style="list-style-type: none"> ▪ Introduction of Maharashtra Emergency Medical Services ▪ To set up Trauma Care Centre across National Highways

Goal 3 : Ensure healthy lives and promote well being for all at all ages...Targets and related programmes & schemes

Target	Key Programmes/ Schemes
➤ By 2030, ensure universal access to sexual and reproductive health-care services, including for family planning, information and education, and the integration of reproductive health into national strategies and programmes	<ul style="list-style-type: none"> ▪ Strengthening of ARSH Clinics throughout the State. ▪ Inclusion of IEC activities for health promotion – anaemia and nutrition ▪ Strengthening of School Health Programmes
➤ Achieve universal health coverage, including financial risk, protection, access to quality essential health-care services and access to safe, effective, quality and affordable essential medicines and vaccines for all	<ul style="list-style-type: none"> ▪ Implementation of Urban Health Centres in Blocks ▪ Integration of RGJAY and JASK ▪ Implementation of RSBY in integration with RGJAY and RBSK ▪ Setting up of Medical Supplies Corporation
➤ By 2030, substantially reduce the number of death and illnesses from hazardous chemicals and air, water and soil pollution and contamination	<ul style="list-style-type: none"> ▪ Rollout of the Heat Action Plan of Nagpur throughout the State ▪ Partnership with CDC

Goal 3 : Ensure healthy lives and promote well being for all at all ages...Targets and related programmes & schemes

Target	Key Programmes/ Schemes
➤ Strengthen the implementation of the world health Organisation Framework Convention on Tobacco Control in all countries, as appropriate	<ul style="list-style-type: none"> ▪ Stringent implementation of Anti-spitting Act ▪ Continuation of Tobacco Cess ▪ Ban on chewable tobacco in the State
➤ Support the research and development of vaccines and medicines for the communicable and non-communicable diseases that primarily affect developing countries, provide access to affordable with the Doha Declaration on the TRIPS Agreement and Public Health, which affirms the right of developing countries to use to the full the provisions in the Agreement on Trade-Related Aspects of Intellectual Property Rights regarding flexibilities to protect public health, and in particular, provide access to medicines for all	<ul style="list-style-type: none"> ▪ Strengthening and increasing acceptability of e-aushadhi ▪ Roll out of HMIS project ▪ Integration of supply chain and drug distribution module of DHS, NHM, ESIS, RGJAY and MSACS ▪ Setting up of centralised warehouse of drugs at Aurangabad

Goal 3 : Ensure healthy lives and promote well being for all at all ages...Targets and related programmes & schemes

Target	Key Programmes/ Schemes
➤ Substantially increase health financing and the recruitment, development, training and retention of the health workforce in developing countries, especially in least developed countries and small island developing States	<ul style="list-style-type: none">▪ Recruitment of Medical Officers▪ Strengthening and monitoring of the CPS and MoCP courses
➤ Strengthen the capacity of all countries, in particular developing countries, for early warning, risk reduction and management of national and global health risks	<ul style="list-style-type: none">▪ Introduction of Public Health Policy, Maharashtra▪ Implementation of UHC▪ Implementation and strengthening of State level health programme.▪ Setting up of Medical Corporation▪ Partnership with corporate offices, NGOs and Private players for CSR



Goal1 : End poverty in all its forms everywhere

Target	Indicators	Suggestions given
1.1 By 2030, eradicate extreme poverty for all people everywhere, currently measured as people living on less than \$ 1.25 a day	Proportion of Population below \$ 1.25 (PPP) Per day disaggregated by sex and Age group	--
1.2 By 2030, reduce at least by half the proportion of men, women and children of all ages living in poverty in all its dimensions according to national definitions	Proportion of Population below poverty line disaggregated by sex and age group	Poverty line be defined by Niti Aayog for the state
1.3 Implement nationally appropriate social protection systems and measures for all, including floors, and by 2030 achieve substantial coverage of the poor and the vulnerable	Percentage of population covered by social protection floors / systems, disaggregated by sex and age group a) Percentage of older persons receiving a pension b) Percentage of households with children receiving child support c) Percentage of working aged persons without job receiving support d) Percentage of persons with disabilities receiving benefits	1) Disaggregated data of no. of beneficiaries 2) MIS data of related schemes of departments e.g. National old age pension, National Widow pension, National Disability pension, Shravanbal Seva rajya Nivruttivetan

Goal1 : End poverty in all its forms everywhere

Target	Suitable National Indicators	Suggestions by DES
1.3	e) Percentage of women receiving maternity benefits at child birth f) Percentage of workers covered against occupational injury g) Percentage of poor and vulnerable people receiving benefits	
1.4 By 2030, ensure that all men and women, in particular the poor and the vulnerable, have equal right to economic resources, as well as access to basic services, ownership and control land and other forms of property, inheritance, natural resources, appropriate new technology and financial services, including microfinance	a) Proportion of the population living in households with access to basic services b) Share of women among agricultural land owners by age and location	i) Data on PMJDY available with Gol should be shared with the state (disaggregated level data) ii) NSS needs to be conducted

Goal1 : End poverty in all its forms everywhere

Target	Suitable National Indicators	Suggestions by DES
1.5 By 2030, build the resilience of the poor and those in vulnerable situations and reduce their exposure and vulnerability to climate-related extreme events and other economic, social and environmental shocks and disasters	No. of deaths, missing peoples, injured, relocated or evacuated due to disaster per lakh population	No. of districts with State and Local disaster risk reduction strategies
1.a Ensure significant to end poverty in all its dimensions mobilization of resources from a variety of sources, including through enhanced development cooperation, in order to provide adequate and predictable means for developing countries, in particular least developed countries, to implement programmes and policies	Share of total overall govt. Spending on programs directed to bottom 40 % of population of country	1)Government spending and its proportion to total expenditure on poverty alleviation programmes 2)Percentage of total government expenditure on education, health and social protection taken together to GSDP
1.b Create sound policy frameworks at the national, regional and international levels, based on pro-poor and gender-sensitive development strategies, to support accelerated investment in poverty eradicating actions	No. of national action plans related to multi-lateral environmental agreements that support accelerated investment in actions that eradicate poverty and sustainably use natural resources	

Goal 2 : End hunger, achieve food security and improved nutrition and promote sustainable agriculture

Target	Suitable National Indicators	Suggestions by DES
2.1 By 2030, end hunger and ensure access by all people, in particular the poor and people in vulnerable situations, including infants, to safe, nutritious sufficient food all year round	a) Prevalence of undernourishment b) Prevalence of population with moderate or severe food insecurity based on the Food Insecurity Experience Scale (FIES)	Beneficiaries covered under Food Security Act and its proportion
2.2 By 2030, end all forms of malnutrition, including achieving, by 2025, the internationally agreed targets on stunting and wasting in children under 5 years of age, and address the nutritional needs of adolescent girls, pregnant and lactating women and older persons	Prevalence of stunting among children under five years of age	--
2.3 By 2030, double the agricultural productivity and incomes of small-scale food producers ,in particular women, indigenous peoples, family farmers, pastoralists and fishers, including through secure and equal access to land, other productive resources and inputs, knowledge, financial services, markets and opportunities for value addition and non-farm employment	Value of production per labour unit (measured in constant US\$) by classes of farming/pastoral/forestry enterprise	1) Percentage share of expenditure in R & D in agriculture to GSDP 2) Yield rates of cereals, pulses, oilseeds, cotton and sugarcane 3) Availability and accessibility of markets to farmers for sale of agriculture produce

Goal 2 : End hunger, achieve food security and improved nutrition and promote sustainable agriculture

Target	Suitable National Indicators	Suggestions by DES
2.4 By 2030, ensure sustainable food production systems and implement resilient agricultural practise that increase productivity and production, that help maintain ecosystem, that strengthen capacity for adaptation to climate change, extreme weather, drought, flooding and other disasters and that progressively improve land and soil quality	Percentage of agricultural area under sustainable agricultural practices	--
2.5 By 2020, maintain the genetic diversity of seeds, cultivated plants and farmed and domesticated animals and their related wild species, including through soundly managed and diversified seed and plant banks at the national, regional and international levels, and ensure access to and fair and equitable sharing of benefits arising from the utilization of genetic resources and associated traditional knowledge, as internationally agreed	Ex Situ Crop Collections Enrichment index	--
2.a Increase investment including through enhanced international cooperation, in rural infrastructure, agricultural research and extension services, technology development and plant and livestock gene banks in order to enhance agricultural productive capacity in developing countries, in particular least developed countries	Agricultural export subsidies	--

Goal 2 : End hunger, achieve food security and improved nutrition and promote sustainable agriculture

Target	Suitable National Indicators	Suggestions by DES
2.b Correct and prevent trade restrictions and distortions in world agricultural markets, including through the parallel elimination of all forms of agricultural export subsidies and all export measures with equivalent effect, in accordance with the mandate of the Doha Development Round	a) Percent change in import and Export tariffs on agricultural products. b) Agricultural Export Subsidies	--
2.c Adopt measures to ensure the proper functioning of food commodity markets and their derivatives and facilitate timely access to market information, including on food reserves, in order to help limit extreme food price volatility	Indicator of food price anomalies	Food price deviation from average

Goal 3 : Ensure healthy lives and promote well being for all at all ages

Target	Suitable National Indicators	Suggestions by DES
3.1 By 2030, reduce the global maternal mortality ratio to less than 70 per 100,000 live births	a) MMR – Maternal deaths per lakh live births b) Proportion of births attended by skill health Personnel	No. of beneficiaries under Janani Suraksha Yojana and Matrutwa Anudan Yojana
3.2 By 2030, end preventable deaths of newborns and children under 5 years of age	a) Under five mortality rates b) Neo-natal mortality rates	--
3.3 By 2030, end the epidemics of AIDS, tuberculosis, malaria and neglected tropical diseases and combat hepatitis, water-borne diseases and other communicable diseases	a) No. of new HIV infections per 1000 susceptible population b) TB incidence per 1000 persons per year Malaria incident cases per 1000 persons per year c) Estimated no. of new hepatitis B infections per lakh population in a given year	1)Annual parasite (Malaria) incidents rate per thousand population 2)Percentage of persons affected by neglected tropical diseases 3)Percentage of diseased persons medically attended
3.4 By 2030, reduce by one third premature mortality from non-communicable diseases through prevention and treatment and promote mental health and well being	Proportion of persons dying of cardiovascular disease, cancer, diabetes or chronic respiratory disease between ages 30 and 70	--

Goal 3 : Ensure healthy lives and promote well being for all at all ages

Target	Suitable National Indicators	Suggestions by DES
3.5 Strengthen the prevention and treatment of substance abuse, including narcotic drug abuse and harmful use of alcohol	Coverage of treatment interventions (pharmacological psychosocial and rehabilitation and after case services) for substance use disorders.	Per capita consumption of alcohol based on National sample survey
3.6 By 2020, have the number of global deaths and injuries from road traffic accidents	No. of road traffic fatal injury deaths per lakh population	--
3.7 By 2030, ensure universal access to sexual and reproductive health-care services, including for family planning, information and education, and the integration of reproductive health into national strategies and programmes	Adolescent birth rate (10 to 14; 15 to 19) per 1000 women in that age-group)	--
3.8 Achieve universal health coverage, including financial risk, protection, access to quality essential health-care services and access to safe, effective, quality and affordable essential medicines and vaccines for all	a) Coverage of tracer interventions (e.g. childhood immunization, ARV therapy, TB treatment, hyper-tension treatment, skill attendant at birth, etc.) b) Fraction of the population protected against catastrophic/impoverishing out-of-pocket health expenditure	1) No. of Jan Aushadhalaya in the State 2) No. of Jan Aushadhi made available at affordable cost 3) No. of beneficiaries of Pradhan Mantri Jan Aushadhi Yojana

Goal 3 : Ensure healthy lives and promote well being for all at all ages

Target	Suitable National Indicators	Suggestions by DES
3.9 By 2030, substantially reduce the number of death and illnesses from hazardous chemicals and air, water and soil pollution and contamination	Population in urban areas exposed to outdoor air pollution levels above WHO guideline values	1) Mortality rates of workers in hazardous chemical producing industry 2) No. of persons affected by water born diseases
3.a Strengthen the implementation of the world health Organization Framework Convention on Tobacco Control in all countries, as appropriate	a) Tobacco use among persons 18 years and older b) Age-standardized prevalence of current tobacco use among persons aged 18 years and older	Percentage of households consuming tobacco and tobacco related products (based on NSS)

Goal 3 : Ensure healthy lives and promote well being for all at all ages

Target	Suitable National Indicators	Suggestions by DES
3.b Support the research and development of vaccines and medicines for the communicable and non-communicable diseases that primarily affect developing countries, provide access to affordable with the Doha Declaration on the TRIPS Agreement and Public Health, which affirms the right of developing countries to use to the full the provisions in the Agreement on Trade-Related Aspects of Intellectual Property Rights regarding flexibilities to protect public health, and in particular, provide access to medicines for all	Proportion of population with access to affordable essential medicines on a sustainable basis.	1) No. of beneficiaries under universal immunization programme 2) Percentage of expenditure in R & D in Public Health
3.c Substantially increase health financing and the recruitment, development, training and retention of the health workforce in developing countries, especially in least developed countries and small island developing States	Health worker density and distribution	1) Doctor population ratio 2) Supporting staff population ratio 3) No. of enrolments in medical courses
3.d Strengthen the capacity of all countries, in particular developing countries, for early warning, risk reduction and management of national and global health risks	Percentage of attributes of 13 crore capacities that have been attained at a specific point in time.	

Goal 4 : Ensure inclusive & equitable quality education and promote lifelong learning opportunities for all

Target	Suitable National Indicators	Suggestions by DES
4.1 By 2030, ensure that all girls and boys complete free, equitable and quality primary and secondary education leading to relevant and effective learning outcomes	Percentage of children at the end of each level of education achieving at least a minimum proficiency level in reading and mathematics	1) Gross enrolment ratio at primary, upper primary, secondary and higher secondary level 2) Drop out rates 3) Quality education indicators - Status of learning outcomes based on learning indicators
4.2 By 2030, ensure that all girls and boys have access to quality early childhood development care and pre-primary education so that they are ready for primary education	Percentage of children under 5 years of age who are developmentally on track in health; learning and psychological well-being- Disaggregated by sex, location, wealth	--
4.3 By 2030, ensure equal access for all women and men to affordable and quality technical vocational and tertiary education including university	Participation rate of adults in formal and non formal education and training in the last 12 months.	1) Gender parity index 2) Gross Enrolment Ratio (GER) at higher, technical and vocational education level, male-female and SC/ST wise 3) Share of female students in different disciplines at higher, technical and vocational education level

Goal 4 : Ensure inclusive & equitable quality education and promote lifelong learning opportunities for all

Target	Suitable National Indicators	Suggestions by DES
4.4 By 2030, increase by (x) per cent the number of youth and adults who have relevant skills including technical and vocational skills. for employment. decent jobs and entrepreneurship.	Percentage of adults with ICT skills by type of skill	1) Intake capacity of Engineering, Polytechnic and ITI 2) Intake capacity under Advanced Vocational Training Scheme 3) Intake capacity under Craftsman Training Scheme
4.5 By 2030, eliminate gender disparities in education and ensure equal access to all levels of education and vocational training for the vulnerable. Including persons with disabilities. Indigenous peoples and children in vulnerable situations.	Parity indices for all indicators in the list	--

Goal 4 : Ensure inclusive & equitable quality education and promote lifelong learning opportunities for all

Target	Suitable National Indicators	Suggestions by DES
4.6 By 2030. ensure that all youth and at least (x) per cent of adults. Both men and women. Achieve literacy and numeracy.	Percentage of population in a given age-group achieving at least a fixed level of proficiency in functional a) literacy and b) numeracy skills disaggregated by sex, location	1) Literacy rate of 7+ year 2) Adult Literacy rate 3) Gender gap in Literacy
4.7 By 2030, ensure that all learners acquire the knowledge and skills needed to promote sustainable development. Including among others through education for sustainable development and sustainable lifestyles human rights gender equality promotion of a culture of peace and non violence global citizenship and appreciation of cultural diversity and of culture's contribution to sustainable development.	a) Percentage of 15-year old students enrolled in secondary school demonstrating at least a fixed level of knowledge across a selection of topics in environmental science and geosciences. The exact choice/range of topics will depend on the survey or assessment in which the indicator is collected. b) Disaggregation: sex and location (and others where data are available)	1) Conducting surveys for assessment of quality of education 2) Survey on teachers education
4.a Build and upgrade education facilities that are child disability and gender sensitive and provide safe non-violent. Inclusive and effective learning environments for all	Percentage of schools with access to i)electricity, ii) internet for pedagogical purposes, iii) basic drinking water and iv) basic sanitation facilities and v) basic hand washing facilities	Proportion of students getting benefit of Mid-day meal scheme

Goal 4 : Ensure inclusive & equitable quality education and promote lifelong learning opportunities for all

Target	Suitable National Indicators	Suggestions by DES
4.b By 2020, expand by (x)per cent globally the number of scholarship available to developing countries, in particular least developed countries, small island developing States and African countries, for enrolment in higher education, including vocational training and information and communications technology, technical, engineering and scientific programmes, in developed countries and other developing countries	Volume of ODA flows for scholarships by sector and type of study, Total net official development assistance (ODA) for scholarships and student costs in donor countries (types of aid EO1 and E02). Data expressed in US dollars at the average annual exchange rate.	1) No. of beneficiaries according to sex, caste and disabilities 2) No. of SC students getting scholarship for higher education abroad
4.c By 2030, increase by (x) per cent the supply of qualified teachers, including through international cooperation for teacher training in developing countries, especially least developed countries and small island developing states	Percentage of teachers in i) pre-primary, ii) primary, iii) lower secondary and iv) upper secondary education who have received at least the minimum organised teacher, pre-service and in-service required for teaching at the relevant level	--

Goal 5 : Achieve gender equality and empower all women and girls

Target	Suitable National Indicators	Suggestions by DES
5.1 End all forms of discrimination all women and girls everywhere	Whether or not legal frame works are in place to promote equality and non discrimination on the basis of sex.	--
5.2 Eliminate all harmful practices, such as child, early and forced marriage and female genital mutilation	Percentage of women aged 20-24 who were married	--
5.3 Ensure women's full and effective participation and equal opportunities for leadership at all levels of decision making in political, economic and public life	a) Proportion of seats held by women in national parliaments b) Proportion of seats held by women in State assembly c) Proportion of seats held by women in local government	--
5.4 Recognize and value unpaid care and domestic work through the provision of public services, infrastructure and social protection policies and the promotion of shared responsibility within the household and the family as nationally appropriate	Proportion of time spent on unpaid domestic and care work, by sex, age and location	Assessment survey needs to be conducted periodically

Goal 5 : Achieve gender equality and empower all women and girls

Target	Suitable National Indicators	Suggestions by DES
5.5 Ensure women's full and effective participation and equal opportunities for leadership at all levels of decision-making in political, economic and public life	a) Proportion of seats held by women in national parliament b) Proportion of women in government ministerial positions c) Proportion of female police officers d) Proportion of female judges	--
5.6 Ensure universal access to sexual and reproductive health and reproductive rights as agreed in accordance with the Programme of Action of the International Conference on Population and Development and the Beijing Platform for Action and the outcome documents of their review conferences	a) Proportion of delivery attended by skilled health personnel b) Proportion of Institutional Deliveries c) Proportion of population aged 15-24 years with comprehensive correct knowledge of HIV/AIDS	--
a Undertake reforms to give women equal rights to economic resources as well as access to ownership and control over land and other forms of property, financial services, inheritance and natural resources, in accordance with national laws	Share of women among agricultural land owners by age and location	--

Goal 5 : Achieve gender equality and empower all women and girls

Target		Suitable National Indicators	Suggestions by DES
b	Enhance the use of enabling technology, in particular information and communication technology, to promote the empowerment of women	Proportion of individuals who own a mobile telephone by sex	--
c	Adopt and strengthen sound policies and enforceable legislation for the promotion of gender equality and the empowerment of all women and girls at all levels	Percentage of countries with systems to track and make public allocations for gender equality and women's empowerment.	--

Goal 6 : Ensure availability and sustainable management of water & sanitation for all

Target	Suitable National Indicators	Suggestions by DES
6.1 By 2030, achieve universal and equitable access to safe and affordable drinking water for all	Percentage of population using safely managed drinking water	--
6.2 By 2030, achieve access to adequate and equitable sanitation and hygiene for all and end open defecation, paying special attention to the needs of women and girls and those in vulnerable situations	Percentage of population using safely managed sanitation services.	--
6.3 By 2030, improve water quality by reducing pollution, eliminating dumping and minimizing release of hazardous chemicals and materials, halving the proportion of untreated wastewater and increasing recycling and safe reuse by (x) per cent globally	a) Percentage of waste water safely treated, disaggregated by economic activity. b) Percentage of receiving water bodies with ambient water quality not presenting risk to the environment and human health.	1) Waste water treated 2) Release of hazardous material in water bodies by industries
6.4 By 2030, substantially increase water-use efficiency across all sectors and ensure sustainable withdrawals and supply of freshwater to address water scarcity and substantially reduce the number of people suffering from water scarcity.	a) Percentage change in water use efficiency over time. b) Percentage of total available water resources used, taking environmental water requirements into account (level of water stress)	--

Goal 6 : Ensure availability and sustainable management of water & sanitation for all

Target	Suitable National Indicators	Suggestions by DES
6.5 By 2030, implement integrated water resources management at all levels, including through trans boundary co-operation as appropriate	Degree of integrated water resources management (IWRM) implementation (0-100)	Transboundary area and population covered
6.6 By 2020, protect and restore water-related ecosystems, including mountains, forests, wetlands, rivers, aquifers and lakes.	Percentage of change in wetlands extent over time.	--
6.a By 2030, expand international cooperation and capacity-building support to developing countries in water- and sanitation related activities and programmes including water harvesting, desalination, water efficiency, waste water treatment, recycling and reuse technologies.	ODA for water and sanitation related activities and programmes	Government spending on water and sanitation has percentage of GSDP and total expenditure
6.b Support and strengthen the participation of local communities in improving water and sanitation management.	Support and strengthen the participation of local communities in improving water and sanitation management.	--

Goal 7: Ensure access to affordable, reliable, sustainable and modern energy for all

Target	Suitable National Indicators	Suggestions by DES
7.1 By 2030, ensure universal access to affordable, reliable and modern energy services	Percentage of population with electricity access	--
7.2 By 2030, increase substantially the share of renewable energy in the global energy mix	Renewable energy share in the total final energy consumptions	1) No. of CNG fitted vehicles and percentage to total vehicles 2) Percentage of over aged vehicles
7.3 By 2030, double the global rate of improvement in energy efficiency	Rate of improvement in energy intensity (%) measured in terms of primary energy and GDP	Reduce AT & T losses

Goal 7: Ensure access to affordable, reliable, sustainable and modern energy for all

Target	Suitable National Indicators	Suggestions by DES
7.a By 2030, enhance international cooperation to facilitate access to clean energy research and technology, including renewable energy, energy efficiency and advanced and cleaner fossil-fuel technology, and promote investment in energy infrastructure and clean energy technology	Improvement in the net carbon intensity of the energy sector (GHG/TFC in CO2 equivalents)	1) Percentage of expenditure on R & D 2) Percentage of expenditure on modernization of generation, transmission and distribution units
7.b By 2030, expand infrastructure and upgrade technology for supplying modern and sustainable energy services for all in developing countries, in particular least developed countries and small island developing States	Ratio of value added to net domestic energy use by industry.	--

Goal 8 : Promote sustained, inclusive and sustainable economic growth, full and productive employment and decent work for all

Target	Suitable National Indicators	Suggestions by DES
8.1 Sustain per capita economic growth in accordance with national circumstances and, in particular, at least 7 per cent gross domestic product growth per annum in the least developed countries	Per capita GDP	--
8.2 Achieve higher levels of economic productivity through diversification, technological upgrading and innovation, including through a focus on high-value-added and labour-intensive sectors	Growth rate of GDP per employed person	--
8.3 Promote development -oriented policies that support productive activities, decent job creation, entrepreneurship, creativity and innovation, and encourage the formalization and growth of micro, small-and medium-sized enterprises, including through access to financial services	Share of informal employment in non-agriculture employment by sex	--
8.4 Improve progressively, through 2030, global resource efficiency in consumption and production and endeavour to decouple economic growth from environmental degradation, in accordance with the 10-year framework of programmes on sustainable consumption and production , with developed countries taking the lead	Resource productivity	--

Goal 8 : Promote sustained, inclusive and sustainable economic growth, full and productive employment and decent work for all

Target	Suitable National Indicators	Suggestions by DES
8.5 By 2030, achieve full and productive employment and decent work for all women and men, including for young people and persons with disabilities, and equal pay for work of equal value	Unemployment rate by sex, age group and disability	--
8.6 Take immediate and effective measures to secure the prohibition and elimination of the forms of child labour, eradicate forced labour and by 2025 end child labour in all its forms, including the recruitment and use of child soldiers.	Percentage and number of children aged 5-17 years engaged in child labour, per sex and age- group	--
8.7 Protect labour rights and promote safe and secure working environments for all workers, including migrant workers, in particular women migrants, and those in precarious employment	Frequency rates of fatal and non fatal occupational injuries and time lost due to occupational injuries by gender and migrant status.	Assessment survey to be conducted

Goal 8 : Promote sustained, inclusive and sustainable economic growth, full and productive employment and decent work for all

Target	Suitable National Indicators	Suggestions by DES
8.8 By 2030, devise and implement policies to promote sustainable tourism that creates job and promotes local culture and products	Tourism direct GDP (as % of total GDP and in growth rate); and number of jobs in tourism industries (as % total jobs and growth rate of jobs, by gender)	No. of cases reported against violation of Labour Act
8.9 Strengthen the capacity of domestic financial institutions to encourage and expand access to banking, insurance and financial services for all	No. of commercial bank branches and ATMs per lakh adult population	Survey on tourism be conducted
8.10 Strengthen the capacity of domestic financial institutions to encourage and expand access to banking, insurance and financial services for all	a) No of accounts opened under PMJDY by Rural/Urban b) Balance in account (in Lakh) in a/c's opened under PMJDY c) No of a/c's with zero balance under PMJDY d) Number of beneficiaries for housing loans e) Number of beneficiaries for Bank loan for purchasing motor vehicles and other durable goods f) Number of enterprises getting loan from banks g) No of Life insurance companies, insurance density and new policies issued h) No of Non-Life insurance companies, insurance density and new policies issued	--

Goal 8 : Promote sustained, inclusive and sustainable economic growth, full and productive employment and decent work for all

Target	Suitable National Indicators	Suggestions by DES
8.a Increase Aid for trade support for developing countries, in particular least developed countries, including through the enhanced Integrated framework for trade related technical assistance to least developed countries	Aid for Trade Commitments and Disbursements (CBB)	1) MIS Report of concerned department 2) Survey on youth employment
8.b By 2020, develop and operationalise a global strategy for youth employment and implement the Global jobs pact of the International Labour Organization.	Total government spending in social protection and employment programmes as percentage of the national budgets and GDP and collective bargaining rates.	--

Goal 9 : Build resilient infrastructure, promote inclusive and sustainable industrialization and foster innovation

Target	Suitable National Indicators	Suggestions by DES
9.1 Develop quality, reliable, sustainable and resilient infrastructure, to support economic development and human well-being, with a focus on affordable and equitable access for all	a) Share of the rural population who live within 2 km of an all weather road. b) Passengers and freight volumes	--
9.2 Promote inclusive and Sustainable industrialization and, by 2030, significantly raise industry's share of employment and gross domestic products, in line with national circumstances, and double its share in least developed countries	a) Share of GVA of manufacturing in GSDP and growth rate of manufacturing b) Percentage share of employment in manufacturing	--
9.3 Increase the access of small-scale industrial and other enterprises, in particular in developing countries, to financial services, including affordable credit, and their integration into value chains and markets	Percentage share of (M) small scale industries value added in total industry value added	--

Goal 9 : Build resilient infrastructure, promote inclusive and sustainable industrialization and foster innovation

Target	Suitable National Indicators	Suggestions by DES
9.4 By 2030 upgrade infrastructure and retrofit industries to make them sustainable, with increased resource-use efficiency and greater adoption of clean and environmentally sound technologies and industrial processes, with all countries taking action in accordance with their respective capabilities	Carbon emission per unit of value added.	--
9.5 Enhance scientific research upgrade the technological capabilities of industrial sector in all countries , in particular developing countries, including by 2030, encouraging innovation and increasing the number of research and development workers per 1 million people by [x] per cent and public and private research and development spending	R & D expenditure as percentage of GDP	--

Goal 9 : Build resilient infrastructure, promote inclusive and sustainable industrialization and foster innovation

Target	Suitable National Indicators	Suggestions by DES
9.a Facilitate sustainable and resilient infrastructure development in developing countries through enhanced financial, technological and technical support to African countries, least developed countries, landlocked developing countries, least developed countries and small island developing states	Amount of investments in infrastructure as a percentage of GDP	--
9.b Support domestic technology development research and innovation in developing countries including by ensuring a conducive policy environment for, inter alia, industrial diversification and value addition to commodities	Percentage share of medium and high-tech (MHT) industry value added in total value added	--
9.c Significantly increase access to information and communications technology and strive to provide universal and affordable access to the Internet in least developed countries by 2020	Percentage of population covered by a mobile network	--

Goal 10 : Reduce inequality within and among countries

Target	Suitable National Indicators	Suggestions by DES
10.1 By 2030 Progressively achieve and sustain income growth of the bottom 40 per cent of the population at a rate higher than national average	Growth rates of household expenditure or income per capita among the bottom 40 per cent of the population and the total population	--
10.2 By 2030 ,empower and promote the social, economic and political inclusion of all, irrespective of age, sex, disability, race, ethnicity, origin, religion or economic or other status	Proportion of people living below 50% of median income disaggregated by age and sex	--
10.3 Ensure equal opportunity and reduce inequalities of outcome , including by eliminating discriminatory laws, policies and practices and promoting appropriate legislation, policies and action in this regard	Percentage of population reporting having personally felt discriminated against or harassed within the last 12 months on the basis of a ground of discrimination prohibited under international human rights law.	--
10.4 Adopt policies, especially fiscal , wage and social protection policies and progressively achieve greater equality	Labour share of GDP, comprising wages and social protection transfers.	--

Goal 10 : Reduce inequality within and among countries

Target	Suitable National Indicators	Suggestions by DES
10.5 Improve the regulation and monitoring of global financial markets and institutions and strengthen the implementation of such regulations	Adoption of a financial transaction tax (Tobin tax) at a world level	--
10.6 Ensure enhanced representation and voice for developing countries in decision-making in global international economic and financial institutions in order to deliver more effective, credible, accountable and legitimate institutions	Percentage of members or voting rights of developing countries in international organization.	--
10.7 Facilitate orderly, safe, regular and responsible migration and mobility of people, including through the implementation of planned and well-managed migration policies	a) Recruitment cost born by employee as percentage of yearly income earned in country of destination. b) International Migration Policy Index c) Number of detected and non-detected victims of human trafficking per 100,000 by sex, age and form of exploitation.	--

Goal 10 : Reduce inequality within and among countries

Target	Suitable National Indicators	Suggestions by DES
10.a Implement the principle of special and differential treatment for developing countries, in particular least developed countries in accordance with world trade organization agreements	Share of tariff lines applied to imports from LDC / Developing countries with zero tariff.	--
10.b Encourage official development assistance and financial flows, including foreign direct investment, to States where the need is greatest, in particular least developed countries, African countries, small island developing state and landlocked developing countries, in accordance with their national plans and programmes	OECD ODA data, disaggregated by recipient and donor countries	--
10.c By 2030, reduce to less than 3 per cent the transaction costs of migrant remittances and eliminate remittance corridors with costs higher than 5 percent	Remittance costs as a percentage of the amount remitted	--

Goal 11 : Make cities and human settlements inclusive, safe, resilient and sustainable

Target	Suitable National Indicators	Suggestions by DES
11.1 By 2030, ensure access for all to adequate, safe and affordable housing and basic services and upgrade slums	Proportion of urban population living in slums.	--
11.2 By 2030, provide access to safe, affordable, accessible and sustainable transport systems for all improving road safety, notably by expanding public transport, with special attention to the needs of those in vulnerable situations, women, children, persons with disabilities and older persons.	Proportion of population that has a public transit stop within 0.5 km.	--
11.3 By 2030, enhance inclusive ;and sustainable urbanisation and capacity for participatory, integrated and sustainable human settlement planning and management in all countries.	Efficient land use	--
11.4 Strengthen efforts to protect and safeguard the world's cultural and natural heritage	Share of national (or municipal) budget which is dedicated to preservation, protection and conservation of national cultural natural heritage including World Heritage sites	--

Goal 11 : Make cities and human settlements inclusive, safe, resilient and sustainable

Target	Suitable National Indicators	Suggestions by DES
11.5 By 2030, significantly reduce the number of deaths and the number of people affected and decrease by (x) per cent the economic losses relative to gross domestic product caused by disasters, including water-related disasters, with a focus on protecting the poor and people in vulnerable situations.	Number of deaths, missing people, injured, relocated or evacuated due to disasters per 100,000 people.	--
11.6 By 2030, reduce the adverse per capita environmental impact of cities, including by paying special attention to air quality and municipal and other waste management.	a) Percentage of urban solid waste regularly collected and well managed (disaggregated by type of waste) b) Level of ambient particulate matter (PM 10 and PM 2.5)	--
11.7 By 2030, provide universal access to safe, inclusive and accessible, green and public spaces, in particular for women and children, older persons and persons with disabilities.	The average share of the built-up areas of cities in open space in public ownership and use.	Percentage of area of green and public spaces in cities

Goal 11 : Make cities and human settlements inclusive, safe, resilient and sustainable

Target	Suitable National Indicators	Suggestions by DES
11.a Support positive economic, social and environmental links between urban, peri-urban and rural areas by strengthening national and regional development planning .	Cities with more than 100,000 inhabitants that implement urban and regional development plans integrating population projections and resource needs	--
11.b By 2020, increase by (x) per cent the number of cities and human settlements adopting and implementation integrated policies and plans towards inclusion, resource efficiency, mitigation and adaptation to climate change, resilience to disasters, develop and implement, in line with the forthcoming Hyogo Framework, holistic disaster risk management at all levels.	Percentage of cities implementing risk reduction and resilience policies that include vulnerable and marginalized groups.	No. of cities and villages covered under disaster risk reduction strategies
11.c Support least developed countries, including through financial and technical assistance, in building sustainable and resilient buildings utilizing local materials.	Percentage of financial support that is allocated to the construction and retrofitting of sustainable, resilient and resource-efficient buildings	Survey on use of local material be conducted

Goal 12 : Ensure sustainable consumption and production patterns

Target	Suitable National Indicators	Suggestions by DES
12.1 Implement the 10-year framework of programmes on sustainable consumption and production, all countries taking action, with developed countries taking the lead, taking into account the development and capabilities of developing countries.	Number of countries with SCP National Actions Plans or SCP mainstreamed as a priority or target into national policies, poverty reduction strategies and sustainable development strategies.	--
12.2 By 2030, achieve the sustainable management and efficient use of natural resources	Material footprint (MF) and MF / capita	--
12.3 By 2030, halve per capita global food waste at the retail and consumer levels and reduce food losses along production and supply chains, including post-harvest losses.	Global Food Loss Index (GFLI)	Survey to be conducted
12.4 By 2020, achieve the environmentally sound management of chemicals and all wastes throughout their life cycle, in accordance with agreed international frameworks, and significantly reduce their release to air, water and soil in order to minimize their adverse impacts on human health and the environment.	Number of Parties to international multilateral environmental agreements on hazardous and other chemicals and waste that meet their commitments and obligations in transmitting information as required by each relevant agreement.	--

Goal 12 : Ensure sustainable consumption and production patterns

Target	Suitable National Indicators	Suggestions by DES
12.5 By 2030, substantially reduce waste generation through prevention, reduction, recycling and reuse	Recycling rate, tonnes of material recycled	--
12.6 Encourage companies, especially large and transnational companies, to adopt sustainable practices and to integrate sustainability information into their reporting cycle	Number of companies publishing sustainability reporting	--
12.7 Promote public procurement practise that are sustainable, in accordance with national policies and priorities	Number of countries implementing Sustainable Public Procurement policies and action plans.	--
12.8 By 2030, ensure that people everywhere have the relevant information and awareness for sustainable development and lifestyles in harmony with nature	Number of countries reporting inclusion of sustainable development and lifestyles topics in formal education curricula.	--
12.a Support developing countries to strengthen their scientific and technological capacity to move towards more sustainable patterns of consumption and production	Number of qualified green patent applications.	--

Goal 12 : Ensure sustainable consumption and production patterns

Target	Suitable National Indicators	Suggestions by DES
12.b Develop and implement tools to monitor sustainable development impacts for sustainable tourism that creates jobs and promotes local culture and products	Residual flows generated as a result of tourism direct GDP (derived from an extended version of the system of Environmental-Economic Accounting (SEEA) for tourism).	--
12.c Rationalize inefficient fossil-fuel subsidies that encourage wasteful consumption by removing market distortions, in accordance with national circumstances, including by restructuring taxation and phasing out those harmful subsidies, where they exist, to reflect their environmental impacts, taking fully into account the specific needs and conditions of developing countries and minimising the possible adverse impacts on their development in a manner that protects the poor and the affected communities	Amount of fossil fuel subsidies, per unit of GDP (production and consumption) and as proportion of total national expenditure on fossil fuels	--

Goal 13 : Take urgent action to combat climate change and its impacts

Target	Suitable National Indicators	Suggestions by DES
13.1 Strengthen resilience and adaptive capacity to climate related hazards and natural disasters in all countries	No. of deaths, missing people, injured, relocated or evacuated due to disasters per lakh people	--
13.2 Integrate climate change measures into national policies strategies and planning	No. of countries which have formally communicated the establishment of intergrated low-carbon, climate resilient, disaster risk reduction development strategies (e.g. a national adaptation plan process, national policies and measures to promote transition to environmentally-friendly substances and technologies).	--
13.3 Improve education, awareness-raising and human and institutional capacity on climate change mitigation adaption , impact reduction and early warning	No. of countries that have integrated mitigation adaptation, impact reduction and early warning into primary, secondary and tertiary curricula.	--

Goal 13 : Take urgent action to combat climate change and its impacts

Target	Suitable National Indicators	Suggestions by DES
13.a Implement the commitment undertaken by developed-country parties to the united nations framework convention on climate change to a goal of mobilizing jointly \$100 billion annually by 2020 from all sources to address the needs of developing countries in the context of meaningful mitigation actions and transparency on implementation and fully operationalize the green climate fund through its capitalization as soon as possible	Mobilized amount of USD per year starting in 2020 accountable towards the UCD 100 billion commitment.	--
13.b Promote mechanisms for raising capacity for effective climate change-related planning and management in least developed countries ,including focusing on women ,youth and local and marginalised communities	No. of LDCs that are receiving specialized support for mechanisms for raising capacities for effective climate change related planning and management, including focusing on women, youth, local and marginalized communities.	--

Goal 14 : Conserve and sustainably use the oceans, seas and marine resources for sustainable developments

Target	Suitable National Indicators	Suggestions by DES
14.1 By 2025, prevent and significantly reduce marine pollution of all kinds , in particular from land-based activities, including marine debris and nutrient pollution	Nitrogen use efficiency composite indicator	--
14.2 By 2020, sustainably manage and protect marine and coastal ecosystems to avoid significant adverse impacts ,including by strengthening their resilience, and take action for their restoration in order to achieve healthy and productive oceans	Percentage of coastal and marine development (to be defined) with formulated or implemented ICM/MSP plans (that are harmonized where applicable), based on an ecosystem approach, that builds resilient human communities and ecosystem and provides for equitable	--
14.3 Minimize and address the impacts of ocean acidification ,including through enhanced scientific cooperation at all levels	Average marine acidity (pH) measured at agreed suite of representative sampling stations.	--

Goal 14 : Conserve and sustainably use the oceans, seas and marine resources for sustainable developments

Target	Suitable National Indicators	Suggestions by DES
14.4 By 2020, effectively regulate harvesting and end overfishing illegal, unreported and unregulated fishing and destructive fishing practices and implement science-based management plans. In order to restore fish stocks in the shortest time feasible, at least to levels that can produce maximum sustainable yield as determined by their biological characteristics.	Proportion of fish stocks within biologically sustainable level	--
14.5 By 2020, conserve at least 10 percent of coastal and marine areas, consistent with national and international law and based on the best available scientific information.	Coverage of protected areas	--
14.6 By 2020, prohibit certain forms of fisheries subsidies which contribute to overcapacity and overfishing , eliminate subsidies that contribute to illegal, unreported and unregulated fishing and refrain from introducing new such subsidies, recognizing that appropriate and effective special differential treatment for developing and least developed countries should be an integral part of the World Trade Organization fisheries subsidies negotiation (1).	Dollar value of negative fishery subsidies against 2015 baseline	--
14.7 By 2030, increase the economic benefits to small island developing States and least developed countries from the sustainable use of marine resources, including through sustainable management of fisheries, aquaculture and tourism.	Percentage of fisheries in GDP	--

Goal 14 : Conserve and sustainably use the oceans, seas and marine resources for sustainable developments

Target	Suitable National Indicators	Suggestions by DES
14.a Increase scientific knowledge, develop research capacity and transfer marine technology, taking into account the Intergovernmental Oceanographic Commission Criteria and Guidelines on the Transfer of Marine Technology, in order to improve ocean health and to enhance the contribution of marine biodiversity to the development of developing countries, in particular small island developing States and least developed countries.	Budget allocation to research in the field of sustainable marine technology as a percentage of all research in field of marine technology.	--
14.b Provide access for small-scale artisanal fishers to marine resources and markets.	Percentage of catches that are subject to a catch documentation scheme or similar traceability system as a percentage of the total catches that are less than X tons and traded in major markets.	--
14.c Ensure the full implementation of international law, as reflected in the United Nations Convention on the Law of the Sea for States Parties thereto, including, where applicable, existing regional and International regimes for the conservation and sustainable use of oceans and their resources by their parties.	No. of countries implementing either legally or programmatically the provisions set out in regional seas protocols and ratification and implementation of the ILO Maritime and Fisheries Conventions	--

Goal 15: Protect, restore and promote sustainable use of terrestrial ecosystems, sustainably manage forests, combat desertification and halt and reverse land degradation

Target	Suitable National Indicators	Suggestions by DES
15.1 By 2020, ensure the conservation, restoration and sustainable use of terrestrial and inland freshwater ecosystems and their services , in line with obligations under international agreements	Percentage of Forest Areas	--
15.2 By 2020, promoted the implementation of sustainable management of all types of forests, half deforestation restore degraded forests and increase at forestation and reforestation by [x]per cent globally	Forest cover under sustainable forest management	--
15.3 By 2020 , combat desertification, restore degraded land and soil , including land affected by desertification drought and floods and strive to achieve a land degradation-neutral world	Trends in land degradation	--
15.4 By 2030, ensure the conservation of mountain ecosystems, including their biodiversity, in order to enhance their capacity to provide benefits that are essential for sustainable development	a) Coverage of protected areas b) Mountain green cover index	--

Goal 15: Protect, restore and promote sustainable use of terrestrial ecosystems, sustainably manage forests, combat desertification and halt and reverse land degradation

Target	Suitable National Indicators	Suggestions by DES
15.5 Take urgent and significant action to reduce the degradation of natural habitats, halt the loss of biodiversity and by 2020, protect and prevent the extinction of threatened species	Red List Index	--
15.6 Ensure fair and equitable sharing of the benefits arising from the utilization of genetic resources and promote appropriate access to such resources	No. of countries that have adopted legislative, administrative and policy frameworks for the implementation of the Nagoya Protocol	--
15.7 Take urgent action to end poaching and trafficking of protected species on flora and address both demand and supply of illegal wildlife products	a) Red List Index for species in trade b) Proportion of detected trade in wildlife and wildlife products that is illegal.	No. of cases registered against poaching
15.8 By 2020, introduce measures to prevent the introduction and significantly reduce the impact of invasive alien species on land and water ecosystems and control or eradicate the priority species	Adoption of national legislation relevant to the prevention or control of invasive alien species	--

Goal 15: Protect, restore and promote sustainable use of terrestrial ecosystems, sustainably manage forests, combat desertification and halt and reverse land degradation

Target	Suitable National Indicators	Suggestions by DES
15.9 By 2020,integrate ecosystem and biodiversity values into national and local planning ,development processes, poverty reduction strategies and accounts	No. of national development plans and processes integrating biodiversity and ecosystem services values.	--
15.a Mobilize and significantly increase financial resources from all sources to conserve and sustainably use biodiversity and ecosystems	Official development assistance in support of the CBD	--
15.B Mobilized significant resources from all sources and at all levels to finance sustainable forest management and provide adequate incentives to developing countries to advance such management, including for conservation and reforestation	Forestry official development assistance and forestry FDI	--
15.c Enhance global support for efforts to combat poaching and trafficking of protected, including by increasing the capacity of local communities to pursue sustainable livelihood opportunities	Proportion of detected trade in wildlife and wildlife products that is illegal	--

Goal 16 : Promote peaceful & inclusive societies for sustainable development, provide access to justice for all

Target	Suitable National Indicators	Suggestions by DES
16.1 Significantly reduce all forms of violence and related death rates everywhere	a) No. of victims of international homicide by age, sex, mechanism and where possible type of perpetrator, per 100,000 population b) Conflict - related deaths per 100,000 people (disaggregated by age, sex and cause)	--
16.2 End abuse, exploitation, trafficking and all forms of violence against and torture of children	a) Percentage of children aged 1-14 years who experienced any physical punishment by caregivers in the past month. b) No. of detected and non-detected victims of human trafficking per 100,000; by sex, age and form of exploitation	--
16.3 Promote the rule of law at the national and international levels and ensure equal access to justice for all	a) Percentage of victims of violence in the previous 12 months who reported their victimization to competent authorities or other officially recognized conflict resolution mechanism (also called prime reporting rate) b) Unsented detainees as percentage of overall prison population	--

Goal 16 : Promote peaceful & inclusive societies for sustainable development, provide access to justice for all

Target	Suitable National Indicators	Suggestions by DES
16.4 By 2030, significantly reduce illicit financial and arms flows, strengthen the recovery and return of stolen assets and combat all forms of organized crime	a) Total value of inward and outward illicit financial flows (in current US\$) b) Percentage of seized and collected firearms that are recorded and traced, in accordance with international standards and legal instruments.	--
16.5 Substantially reduce corruption and bribery in all their forms	Percentage of persons who had at least one contact with a public official, who paid a bribe to a public official, or were asked for a bribe by these public officials, during the last 12 months. Disaggregate by age, sex, region and population group. This concept of bribery prevalence	--
16.6 Develop effective, accountable and transparent institutions at all levels	Primary Government expenditure has a percentage of original approved budget.	--
16.7 Ensure responsive, inclusive, participatory and representative decision-making at all levels	Proportion of positions (By age, sex, disability and population groups) in Public institutions.	--

Goal 16 : Promote peaceful & inclusive societies for sustainable development, provide access to justice for all

Target	Suitable National Indicators	Suggestions by DES
16.8 Broaden and strengthen the participation of developing countries in the institutions of global governance	Percentage of members or voting rights of developing countries in international organizations.	--
16.9 By 2030, provide legal identity for all, including birth registration	Percentage of children under 5 whose births have been registered with civil authority.	--
16.10 Ensure public access to information and protect fundamental freedoms, in accordance with national legislation and international agreements	No. of verified cases of killing, kidnapping, in-force disappearance, arbitrary detention and torture of journalists, associated media personnel, trade unionist and human rights advocates in the previous 12 months.	--

Goal 16 : Promote peaceful & inclusive societies for sustainable development, provide access to justice for all

Target	Suitable National Indicators	Suggestions by DES
16.a Strengthen relevant national institutions, including through international cooperation, for building capacity at all levels, in particular in developing countries, to prevent violence and combat terrorism and crime	<p>a) Percentage of victims who report physical and /or sexual crime to law enforcement agencies during past 12 months.</p> <p>b) Disaggregated by age, sex, region and population group.</p>	--
16.b Promote and enforce non-discriminatory laws and policies for sustainable development	Percentage of population reporting having personally felt discriminated against or harassed within the last 12 months on the basis or a ground of discrimination prohibited under international human rights law. Disaggregate by age, sex, region and population group.	--

Goal 17 : Strengthen the means of implementation and revitalize the global partnership for sustainable development

Target	Suitable National Indicators	Suggestions by DES
17.1 Strengthen domestic resources mobilisation, including through international support to developing countries, to improve domestic capacity for tax and other revenue collection	Composition of tax revenue (By sources) and as percentage of GDP	--
17.2 Development countries to implement fully their official development assistance commitments, including to provide 0.7 per cent of gross national income in official development assistance to developing countries, of which 0.15 to 0.20 per cent should be provide to least developed countries	Net ODA, total and to LDCs, as percentage of OECD/Development Assistance Committee (DAC) donors gross national income (GNI)	--
17.3 Mobilise additional financial resources for developing countries from multiple sources	Total Capital Inflow (TCI)	--
17.4 Assist developing countries in attaining long-term debt sustainability through coordinated policies aimed at fostering debt financing, debt relief and debt restructuring, as appropriated, and address the external debt of highly indebted poor countries to reduce debt distress	Debt service as a percentage of exports of goods and services	--



Goal 17 : Strengthen the means of implementation and revitalize the global partnership for sustainable development

Target	Suitable National Indicators	Suggestions by DES
17.5 Adopt and implement investment promotion regimes for least developed countries.	No. of national & investment policy reforms adopted that incorporate sustainable development objectives or safeguards by country	--
Technology 17.6 Enhance North-South, South-South and triangular regional and international cooperation on and access to science, technology and innovation and enhance	Access to patent information (WIPO Patent Database) and use of the international IP system	--
17.7 Promote the development, transfer, dissemination and diffusion of environmentally sound technologies to developing countries on favourable terms, including on concessional and preferential terms, as mutually agreed	Average applied tariffs imposed on environmental Goods	--
17.8 Fully operationalise the technology bank and science, technology and innovation capacity building mechanism for least developed countries by 2017 and enhance the use of enabling technology, in particular information and communication technology	Proportion of individuals using the Internet.	--



Goal 17 : Strengthen the means of implementation and revitalize the global partnership for sustainable development

Target	Suitable National Indicators	Suggestions by DES
Capacity building 17.9 Enhance international support for implementing effective and targeted capacity building in developing countries to support national plans to implement all the sustainable development goals, including through North-South, South-South and triangular cooperation	The dollar value of financial and technical assistance, including through North-South, South-South, and triangular cooperation, committed to developing countries designing and implementing a holistic policy mix that aim at sustainable development in three dimensions (including elements such as reducing inequality within a country and governance)	--
Trade 17.10 Promote a universal, rules-based, open, non-discriminatory and equitable multilateral trading system under the World Trade Organisation, including through the conclusion of negotiation under its Doha Development Agenda	Worldwide weighted tariff-average. This indicator can be disaggregated and analysed by type of tariff (MFN applied rates and preferential rates) by product sector, by region and by level of development. The unit of measurement will be in % terms. Ad valorem equivalents (AVE) will be calculated for those tariffs that are not expressed in percentage. This methodology also allows for cross-country comparisons. Calculations can be performed on a yearly basis. These calculations are already part of the MDG Gap task force report.	--

Goal 17 : Strengthen the means of implementation and revitalize the global partnership for sustainable development

Target	Suitable National Indicators	Suggestions by DES
17.11 Significantly increase the exports of developing countries, in particular with a view to doubling the least developed countries share of global exports by 2020	Developing country's and LDCs'exports (by partner group and key sectors) including services.	--
17.12 Realize timely implementation of duty-free and quota-free market access on a lasting basis for all least developed countries, consistent with World Trade Organisation decisions, including by ensuring that preferential rules of origin application to imports from least developed countries are transparent and simple, and contribute to facilitating market access	average tariffs faced by developing countries and LDCs by key sectors.	--
Policy and institutional coherence	GDP	--
17.13 Enhance global macroeconomic stability, including through policy coordination and policy coherence		
17.14 Enhance policy coherence for sustainable development	No. of countries that have ratified and implemented relevant international instruments including environmental human rights, and labour instruments	--

Goal 17 : Strengthen the means of implementation and revitalize the global partnership for sustainable development

Target	Suitable National Indicators	Suggestions by DES
17.15 Respect each country's policy space and leadership to establish and implement policies for poverty eradication and sustainable development	No. of constraints that are embodied in ODA or loan agreements, IIAs. RTAs etc.	--
Multi-stakeholder partnerships 17.16 Enhance the global partnership for sustainable development, complemented by multistake holder partnerships that mobilize and share knowledge, expertise, technology and financial resources, to support the achievement of the sustainable development goals in all countries, in particular developing countries	Indicator 7 from Global Partnership Monitoring Exercise: Mutual accountability among development co-operation actors is strengthened through inclusive reviews.	--
17.17 Encourage and promote effective public, public-private and civil society partnerships, building on the experience and resourcing strategies of partnerships	Amount committed to public- private partnerships	--

Goal 17 : Strengthen the means of implementation and revitalize the global partnership for sustainable development

Target	Suitable National Indicators	Suggestions by DES
Data monitoring and accountability 17.18 By 2020, enhance capacity-building support to developing countries, including for least developed countries and small island developing States, to increase significantly the availability of high-quality, timely and reliable data disaggregated by income, gender, age, race, ethnicity, migratory status, disability, geographic location and other characteristics relevant in national contexts	Proportion of sustainable development indicators with full disaggregation produced at the national level.	--
17.19 By 2030, build on existing initiative to develop measurement of progress on sustainable development that complement gross domestic product, and support statistical capacity-building in developing countries	Financial and other resources made available to strengthen the statistical capacity.	--



Goal No. -3 : Ensure healthy lives and promote well being for all at all ages

Nodal Dept. (State) : Public Health

Centrally Sponsored Schemes	Related Interventions	State level schemes	Targets	Indicators	Indicators proposed by Department	Current Status	Target proposed by the Dept.	Action plan (insert maximum five bullet points)for achieving target
1) National Health Mission including NRHM (Core) 2) Human Resource in Health and Medical Education (Core) 3) National Mission on Ayush including Mission on Medical Plants (Core) 4) National AIDS & STD Control Programme 5) Integrated Child Development Service (ICDS) (Core)	1. Pradhan mantri Swasthya Suraksha Yojana (2006) (Core) 2. Janani Suraksha Yojana (JSY) 3. Janani Shishu Suraksha Karyakram (JSSK) 4. Maternal Death Review (MDR) 5. Human Development Programme (HDP) 6. Matrutva Anudan Yojana under Navsanjivani Yojana in 16 tribal districts.	Reproductive and Child Health	3.1 By 2030, reduce the global maternal mortality ratio to less than 70 per 100,000 live births	1. Maternal Mortality Ratio – Maternal deaths per lakh live births 2. Proportion of births attended by skill health Personnel 3. Proportion of Institutional Deliveries 4. Adolescent birth rate (aged 10-14 years; aged 15-19 years) per 1,000 women in that age group 5. Proportion of women of reproductive age (aged 15-49 years) who have their need for family planning satisfied with modern methods	-	Maternal Mortality Ratio 68 per 100000 live births as per SRS 2013	By 2030, reduce the Maternal Mortality ratio to less than 19 per 100000 live births	1. Functionalisation of all L3 Delivery points including operationalisation of BSU/BB 2. Tracking of all ANC and birth plan monitoring, Counselling and referral plan. 3. Basic lab investigations for all ANC 4. High risk identification and follow up 5. Post natal care

Goal No. -3 : Ensure healthy lives and promote well being for all at all ages

Nodal Dept. (State) : Public Health

Centrally Sponsored Schemes	Related Interventions	State level schemes	Targets	Indicators	Indicators proposed by Department	Current Status	Target proposed by the Dept.	Action plan (insert maximum five bullet points) for achieving target
	1. India Newborn Action Plan (INAP) 2. Facility Based Newborn Care (SNCU, NBSU, NBCC) 3. Home based newborn care (HBNC) 4. Nutritional Rehabilitation Centres (NRC) 5. Rashtriya Bal Swasthya Karyakram (RBSK) 6. National Iron Plus Initiative (NIPI) 7. Child Death Review (CDR) and Still Birth Review 8. Routine Immunisation	Reproductive and Child Health	3.2 By 2030, end preventable deaths of newborns and children under 5 years of age	1. Infant Mortality Rate (IMR) 2. Neonatal Mortality Rate (NMR) 3. Still Birth rate (SBR) 4. Under 5 Mortality rate (U5MR) 5. % of Fully Immunised children 6. Suicide mortality rate 7. Mortality rate attributed to cardiovascular disease, cancer, diabetes or chronic respiratory disease 8. Adolescent birth rate (aged 10-14 years; aged 15-19 years) per 1,000 women in that age group	-	As per SRS 2014, 1. Infant Mortality Rate (IMR) -22 per 1000 live births As per SRS 2013, 2. Neonatal Mortality Rate (NMR) - 17 per 1000 live births 3. Still Birth rate (SBR) of 6 4. Under 5 Mortality rate (U5MR) of 26 5. % of Fully Immunised children - 66.2% (DLHS 4)	By 2030, reduce Neonatal Mortality Rate (NMR) to less than 10 per 1000 Live births, Still births rate (SBR) to less than 6 per 1000 live births and U5MR to less than 15 per 1000 Live births a. Achieve Full coverage of immunisation by 2020 and maintain it till 2030	1. FBNC & HBNC 2. IMNCI & F-IMNCI 3. Promotion of breastfeeding and proper complementary feeding 4. RBSK & DEIC 5. Right vaccination at right age and ensuring full immunisation

Goal No. -3 : Ensure healthy lives and promote well being for all at all ages

Nodal Dept. (State) : Public Health

Centrally Sponsored Schemes	Related Interventions	State level schemes	Targets	Indicators	Indicators proposed by Department	Current Status	Target proposed by the Dept.	Action plan (insert maximum five bullet points) for achieving target
	1) Ensuring early detection and complete , 2) Conducting AIC assessment and implementing AIC interventions in all health settings and all high risk	RNTCP	3.3 BY 2030, end the epidemics of AIDS, tuberculosis, malaria and neglected tropical diseases and combat hepatitis, water-borne diseases and other communicable diseases	TB incidence per 1000 persons per year	-	1.67 per 1000 persons per year (2015) as per estimates by WHO	Reduction in TB incidence rate by 80 % as compared to 2015 (I. e 0.33 per 1000 persons per year)	To review 1. suspects examination rate / lakh pop / quarter. 2. Case notification rate in public sector. 3. Case notification rate in Pvt sector. 4. Success rate in new cases. 5. Proportion of MDR TB suspects tested
	general settings in the state. 3) Enacting public health act from state to make TB as notifiable disease.	RNTCP	3.3 By 2030, end the epidemics of AIDS, tuberculosis, malaria and neglected tropical diseases and combat hepatitis, water-borne diseases and other communicable diseases	a) No. of new HIV infections per 1000 susceptible population b) TB incidence per 1000 persons per year, Malaria incident cases per 1000 persons per year c) Estimated no. of new hepatitis B infections per lakh population in a given year d) Number of people requiring interventions against neglected tropical diseases	-	Overall API less than 1 in 2015 but three districts namely Gadchiroli , Gondia & Chandrapur have API more than 1	Annual Parasite Incidence (API) < 1 per 1000 population Per Year . Malaria elimination by 2025	1. Surveillance 2. Diagnostic & Treatment facilities 3. Capacity building 4. Integrated Vector Control 5. IEC

Goal No. -3 : Ensure healthy lives and promote well being for all at all ages

Nodal Dept. (State) : Public Health

Centrally Sponsored Schemes	Related Interventions	State level schemes	Targets	Indicators	Indicators proposed by Department	Current Status	Target proposed by the Dept.	Action plan (insert maximum five bullet points)for achieving target
			3.3 National Leprosy Eradication Programme (NLEP) - By 2030, end the epidemics of AIDS,tuberculosis,malaria and neglected tropical diseases and combat hepatitis,water born diseases and other communicable diseases (Leprosy)	1)By 2030 reduce the global disability in leprosy patients to less than 1 case per million population	-	Achievement 1. Reduction in deformity from 4.34 in March 2015 to 2.53 in March 2016 2. Block level special campaign in 202 high endemic blocks and 2 blocks of BMC, detection of 2114 cases in Feb 2015 and 980 cases in Feb 2016 3. 306 RCS cases done against target of 400 in year March 2016 4.Out of 35 districts 24 districts have achieved elimination (PR <1/10,000popln) 5.Reduction in MB cases and Child cases	Target 1. ANCDR less than 10/lac in all districts 2. PR less than 1/10000 in all districts(no more public health problem of leprosy in society) 3. Proportion of GR 2 disability less than 1.20 % among NCD 4. " 0" disability among new child cases 5. Inclusion of persons affected with Leprosy in all social activity 6. Reduction in no. of leprosy colonies to '0' and healthy and respectable life in community for persons affected with leprosy 7. Availability of all service facilities to persons affected with leprosy	1. Strengthening routine services within the integrated health services 2. Using disability rate to indicate the quality of services 3. Improving quality of clinical service and management of acute and chronic complications 4. Ensuring MDT drug supply free of cost and with effective distribution 5. Establishment and maintenance of good surveillance system 6. Early detection of all patients before they develop disability & prompt MDT 7. Active survey in high endemic districts and contact survey 8. Sustaining expertise in leprosy 9. School & out school survey to be done in all government and private schools resulted in early detection of child case and zero disability 10. Special project for Two districts Gadchiroli and Palghar(NCDR more than 50/100000) through proper deployment of HR,strenthening of infrastructure and availability of all requisites for the programme.

Goal No. -3 : Ensure healthy lives and promote well being for all at all ages

Nodal Dept. (State) : Public Health

Centrally Sponsored Schemes	Related Interventions	State level schemes	Targets	Indicators	Indicators proposed by Department	Current Status	Target proposed by the Dept.	Action plan (insert maximum five bullet points)for achieving target
	1) Cancer Awareness Program with the help of TATA Memorial hospital 2) Integration of RGJAY camps and treatment under RGJAY. 3) Weekly elderly clinics at all DH.		3.4 By 2030, reduce by one third premature mortality from non-communicable diseases through prevention and treatment and promote mental health and well being	2)"Zero" - Child Deformity cases		As per WHO country profile 20-14 India NCD causes the 60% of the total deaths in India out of which 2% are directly due to diabetes.	Under National program for Prevention of Cancer, Diabetes, CVD & stroke 1/6th of total Targeted 30 yrs plus population of the district(total 38 lakh population in 17 districts) to be screened by end of financial year 2016-17.	1) Under NPCDCS District NCD cell will be established at 17 districts . 2) Logistics & Funds for Diagnostic Facilities will be made available. at DH. 3) IEC activities like radio zingles and informative video on national televisions are planned for year 2016-17 4) Integration of NCD with RGJY scheme. Inclusion of Screening programmes for Cancer and other NCDs in RGJAY empanelled hospitals, camps. 5) Availability of drugs will be monitored.
	Basic Service Division, Care and Support Treatment, Blood Safety andSTI		3.5 Strengthen the prevention and treatment of substance abuse, including narcotic drug abuse and harmful use of alcohol	3) Zero stigma and discrimination .		295 IDU registered. Patient are on Opiod Substitution Therapy (OST)	200	Identification of IDU in community. Their registration at OST centres and HIV Testing

Goal No. -3 : Ensure healthy lives and promote well being for all at all ages


Nodal Dept. (State) : Public Health

Centrally Sponsored Schemes	Related Interventions	State level schemes	Targets	Indicators	Indicators proposed by Department	Current Status	Target proposed by the Dept.	Action plan (insert maximum five bullet points)for achieving target
	Black spots, Over bridges , Stringent rules for Transport, 108 ambulances ,Trauma care units on Highways		3.6 By 2020, have the number of global deaths and injuries from road traffic accidents	1. No. of road traffic fatal injury deaths per lakh population 2. Death rate due to road traffic injuries	-	In the state of Maharashtra the number of Road traffic Accidents in 2015 is 63805 which was higher in 2010 at level of 69573 .However the number of deaths in Road Traffic Accidents are increased from 12287 in2010 to 13212 in 2015	The SDG for reduction of accidental deaths is to reduce it to half the present status .	1.Establishment of Trauma Cate Units 2.Availability of wel equipped ambulances throughout the state 3.Call centre for 108 ambulance 4.Supply of necessary equipments to TCU 5. Deployment of tried personnel at TCU
	1. Family Planning 2. Comprehensive Abortion Care 3. Adolescent Health (ARSH)/Rashtriya Kishor Swasthya Karyakram (RKSK)		3.7 By 2030, ensure universal access to sexual and reproductive health-care services, including for family planning, information and education, and the integration of reproductive health into national strategies and programmes	Adolescent - birth rate (10 to 14; 15 to 19) per 1000 women in that age-group)	-	As per SRS 2013, Total Fertility Rate (TFR) is 1.8 As per DLHS 4, Unmet need for spacing - 10.8	1. Maintain TFR of 1.8 2. Reduce Unmet need for spacing by 80% of present 3. Establish Adolescent Friendly Health Clinics (ARSH/Maitri) in all PHC/Hospital 4. Ensure accessibility of Comprehensive Abortion Services at all L3 & selected L2 delivery point institutions with trained staff	1. Implementation of AH/RKSK 2. Promotion of spacing and reducing unmet needs with the help of PPIUCD, Ensuring spacing of birth (ESB) and Home delivery of Contraceptive (HDC) by ASHA 3. Ensuring fixed schedule for sterilisation (FDS) and Quality of services 4. Anaemia prevention and control in adolescents

Goal No. -3 : Ensure healthy lives and promote well being for all at all ages

Nodal Dept. (State) : Public Health

Centrally Sponsored Schemes	Related Interventions	State level schemes	Targets	Indicators	Indicators proposed by Department	Current Status	Target proposed by the Dept.	Action plan (insert maximum five bullet points)for achieving target
	Health and Wellness clinics (In order to move comprehensive primary healthcare closer to people, existing sub centres will be converted to HWC)		3.8 Achieve universal health coverage, including financial risk, protection, access to quality essential health-care services and access to safe, effective, quality and affordable essential medicines and vaccines for all	a) Coverage of tracer interventions (e.g. child immunization, ARV therapy, TB treatment, hyper-tension treatment, skill attendant at birth, etc.) b) Fraction of the population protected against catastrophic/impoverishing out-of-pocket health expenditure c) Coverage of treatment interventions (pharmacological, psychosocial and rehabilitation and aftercare services) for substance use disorders	-	Malegaon block in Nashik and Vikramgarh & Jawhar blocks in Palghar districts are chosen for pilot studies of HWC where 15 subcentres in each district will be upgraded as HWC for providing comprehensive primary healthcare	To start the pilot studies by the end of September	1. Integration of AYUSH with comprehensive primary healthcare services 2. Situational analysis of the sub centres are done to assess the physical & human resources available along with the information of the villages covered under the SC 3. TOR of medical officers are prepared 3. Guidelines for recruitment of doctors will be issued soon 4. Training of the Medical officers and existing SC staff (ANM, MPW, AHSA) will be conducted
			3.9 By 2030, substantially reduce the number of death and illnesses from hazardous chemicals and air, water and soil pollution and contamination	Population in urban areas exposed to outdoor air pollution levels above WHO guideline values	-			



Five Ps of SDGs

