



SUSTAINABLE DEVELOPMENT GOALS: A ODISHA PERSPECTIVE

**A Presentation by DES, Odisha
under Planning and Convergence Department**

STRUCTURE OF PRESENTATION

- SDG: Goals, Targets, Implementation Period
- Institutional Mechanism
- Monitoring SDGs
- Monitoring SDGs through 85 Key Indicators
- Monitoring SDGs: Strategy
- Odisha Status
- Way Forward



SUSTAINABLE DEVELOPMENT GOALS



17 Goals



169 Targets



Implementation Period:
2016-2030



SUSTAINABLE DEVELOPMENT GOALS

SDG-1

**END
POVERTY IN
ALL ITS
FORMS
EVERYWHERE**

SDG-2

**END
HUNGER,
ACHIEVE
FOOD
SECURITY
AND
IMPROVED
NUTRITION
AND
PROMOTE
SUSTAINABLE
AGRICULTURE**

SDG-3

**ENSURE
HEALTHY
LIVES AND
PROMOTE
WELL-BEING
FOR ALL AT
ALL AGES**

SDG-4

**ENSURE
INCLUSIVE
AND
EQUITABLE
QUALITY
EDUCATION
AND
PROMOTE
LIFELONG
LEARNING
OPPORTUNITIES FOR ALL**

SDG-5

**ACHIEVE
GENDER
EQUALITY AND
EMPOWER ALL
WOMEN AND
GIRLS**

SDG-6

**ENSURE
AVAILABILITY AND
SUSTAINABLE
MANAGEMENT OF WATER
AND
SANITATION
FOR ALL**



SUSTAINABLE DEVELOPMENT GOALS:17

GOALS

SDG-7

ENSURE ACCESS TO AFFORDABLE, RELIABLE, SUSTAINABLE AND MODERN ENERGY FOR ALL

SDG-8

PROMOTE SUSTAINED, INCLUSIVE AND SUSTAINABLE ECONOMIC GROWTH, FULL AND PRODUCTIVE EMPLOYMENT AND DECENT WORK FOR ALL

SDG-9

BUILD RESILIENT INFRASTRUCTURE, PROMOTE INCLUSIVE AND SUSTAINABLE INDUSTRIALIZATION AND FOSTER INNOVATION

SDG-10

REDUCE INEQUALITY WITHIN AND AMONG COUNTRIES

SDG-11

MAKE CITIES AND HUMAN SETTLEMENTS INCLUSIVE, SAFE, RESILIENT AND SUSTAINABLE

SDG-12

ENSURE SUSTAINABLE CONSUMPTION AND PRODUCTION PATTERNS



SUSTAINABLE DEVELOPMENT GOALS:17 GOALS

SDG-13

TAKE URGENT ACTION TO COMBAT CLIMATE CHANGE AND ITS IMPACTS

SDG-14

CONSERVE AND SUSTAINABLY USE THE OCEANS, SEAS AND MARINE RESOURCES FOR SUSTAINABLE DEVELOPMENT

SDG-15

REDUCE INEQUALITY WITHIN AND AMONG COUNTRIES

SDG-16

PROMOTE PEACEFUL AND INCLUSIVE SOCIETIES FOR SUSTAINABLE DEVELOPMENT , PROVIDE ACCESS TO JUSTICE FOR ALL AND BUILD EFFECTIVE, ACCOUNTABLE AND INCLUSIVE INSTITUTIONS AT ALL LEVELS

SDG-17

STRENGTHEN THE MEANS OF IMPLEMENTATION AND REVITALIZE THE GLOBAL PARTNERSHIP FOR SUSTAINABLE DEVELOPMENT



INSTITUTIONAL MECHANISM

- Planning & Convergence Department has been declared as the **Nodal Department** to work out SDGs in the State.
- **SDG Cells** have been created in different Departments.
- A **High Power Committee (HPC)** with Chief Secretary as Chairperson and Secretaries of line Departments as Members has been constituted.
- Director, Economics & Statistics, Government of Odisha has been declared as the **Nodal Officer** for data flow and analysis on SDG indicators.
- A **SDG Core Team** has been constituted in P&C Department for implementation of different SDGs activities in the State.
- Seven Thematic Working Groups(TWGs) for visioning SDGs.
- **Centre of Excellence** in Fiscal Policy & Taxation (CEFT), XIM-Bhubaneswar provides necessary technical support on SDG Roadmap.

MONITORING SDGs

- **Mapping Schemes and Programmes** aligned with SDG framework and same has been shared with NITI Aayog.
- **Mapping State specific SDG Indicators** from draft national SDG indicators and same has been shared with MOSPI.(MOSPI Indicators - 271 / State Specific Indicators-190)
- **Mapping of SDG Indicators:** Data Sources, Periodicity and Level of Disaggregation in collaboration with UNICEF.

State Reports:

1. State Human Development Report,2018 (SDG-10, Inequality)
2. Odisha Equity Atlas,2018 (Selected SDG indicators)
3. Food and Nutrition Security in Odisha,2018 (SDG-2 , End Hunger)
4. Economic Survey Report of Odisha, 2018-19 (Covers SDG indicators)

MONITORING SDGs: 85 KEY INDICATORS IDENTIFIED BY SDG CORE TEAM

SDGs	No of Indicator	Data Source	Level of disaggregation
SDG1	8	Survey data(4) Programme data(4)	State level(4) District level(4)
SDG2	8	Survey data(4) Programme data(4)	District level(8)
SDG3	9	Survey data(5) Programme data(4)	State level(5) District level(4)
SDG4	8	Programme data(8)	District level(8)
SDG5	7	Survey data(3) Programme data(4)	District level(7)

MONITORING SDGs: 85 KEY INDICATORS

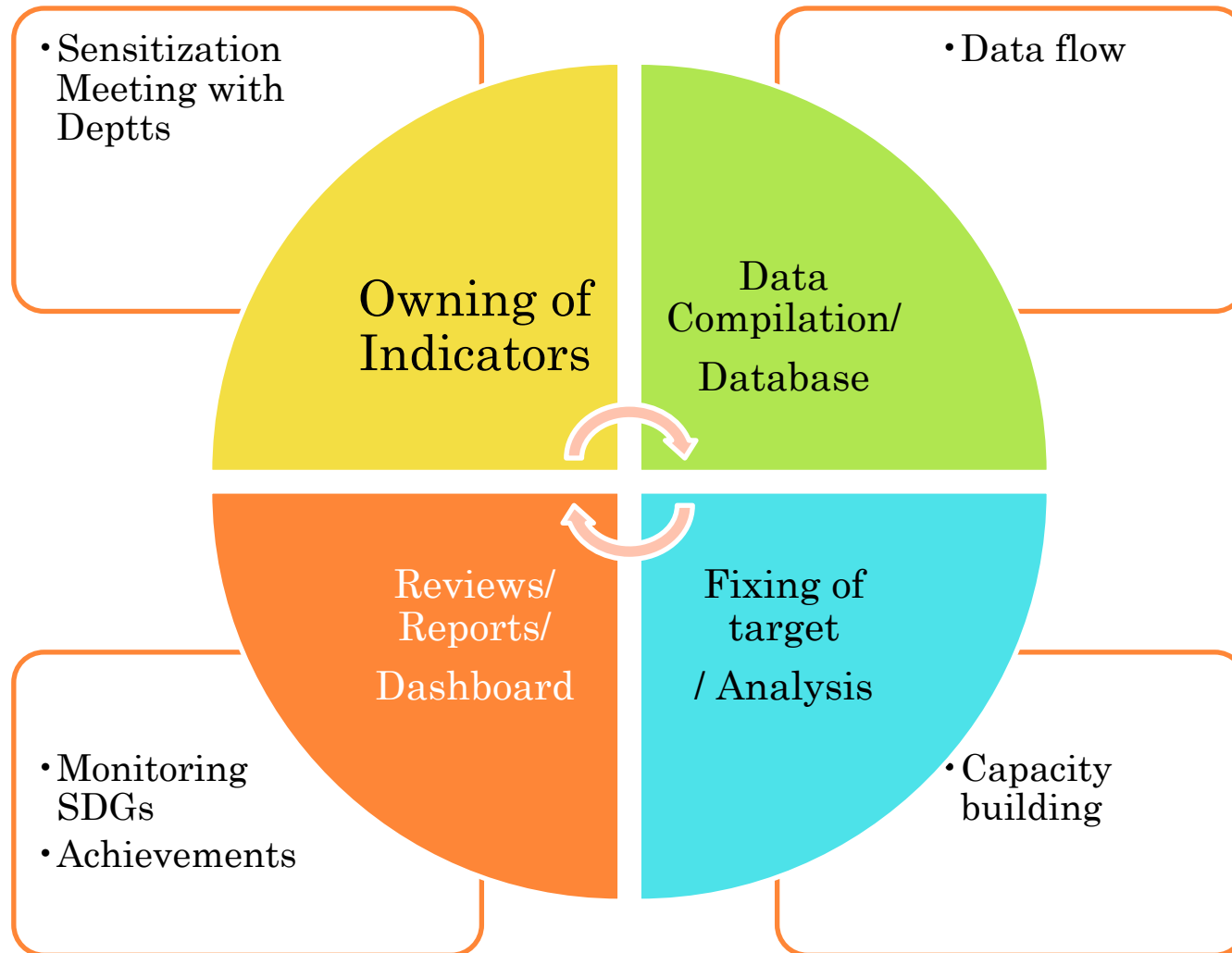
SDGs	No of Indicator	Data Source	Level of disaggregation
SDG6	5	Survey data(4) Programme data(1)	District level(5)
SDG7	3	Survey data(1) Programme data(2)	State level(1) District level(2)
SDG8	8	Survey data(2) Programme data(6)	State level(4) District level(4)
SDG9	7	Survey data(3) Programme data(4)	State level(5) District level(2)
SDG10	3	Survey data(1) Programme data(2)	District level(3)

MONITORING SDGs: 85 KEY INDICATORS

SDGs	No of Indicator	Data Source	Level of disaggregation
SDG11	4	Programme data(4)	State level(4)
SDG12	4	Programme data(4)	State level(3) District level(1)
SDG13	1	Programme data(1)	District level
SDG14	2	Programme data(2)	District level
SDG15	4	Programme data(4)	District level
SDG16	4	Programme data(4)	District level
SDG17	**	**	**



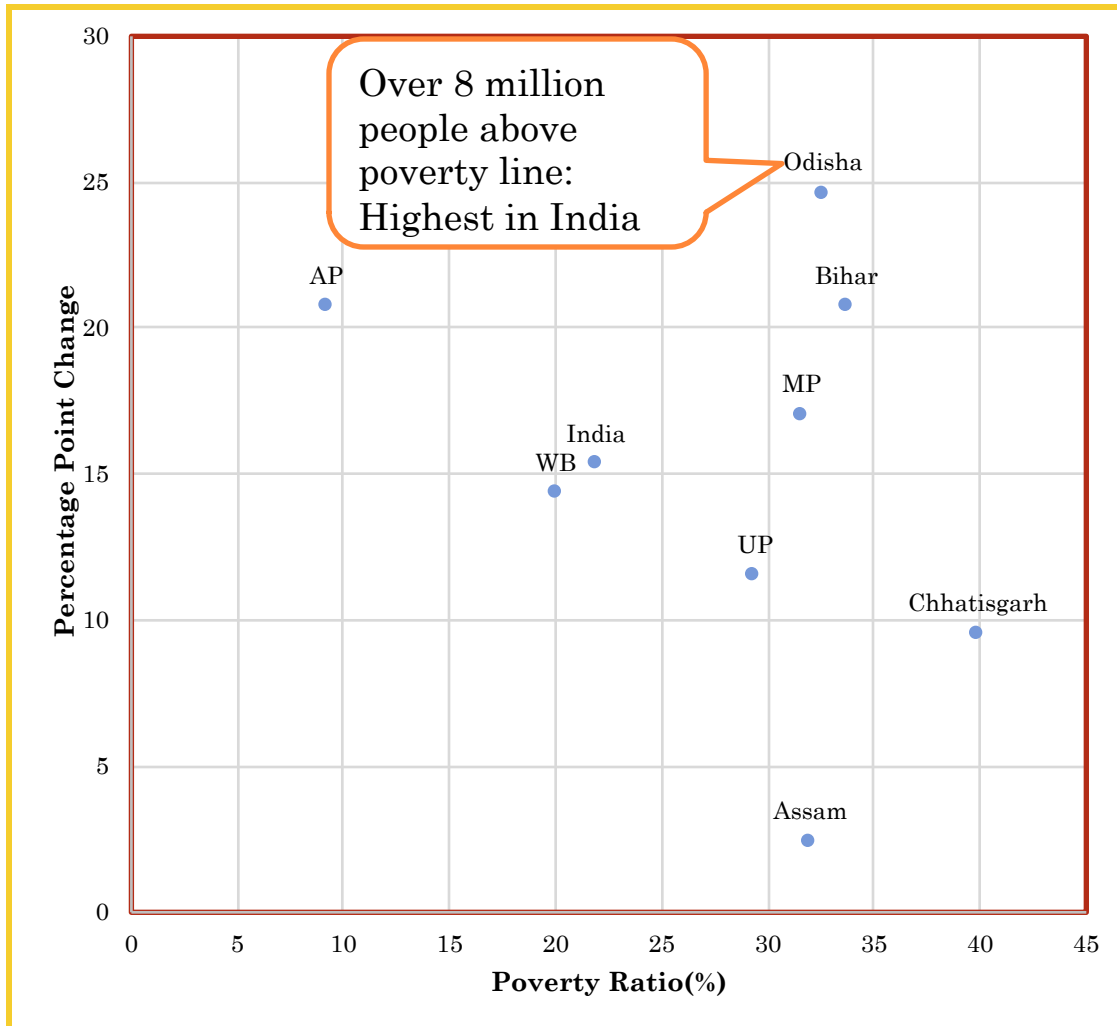
MONITORING OF 85 KEY INDICATORS: STRATEGY



○ Odisha moving ahead.....



HIGHEST REDUCTION OF POVERTY RATIO OF ODISHA WITH 24.6 POINTS FROM 2004-05 TO 2011-12



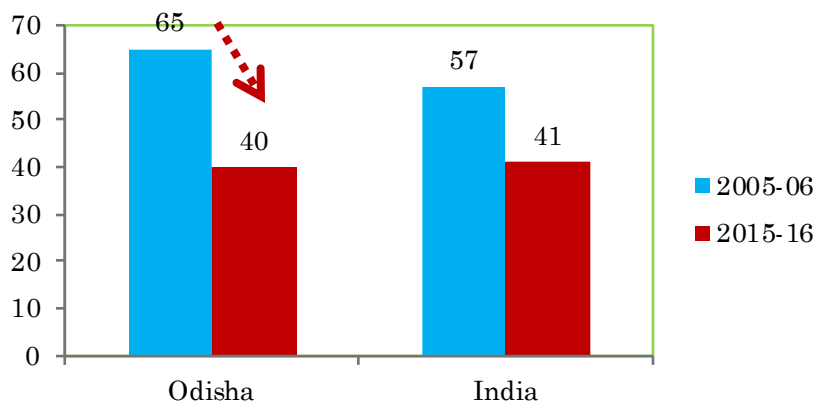
Poverty Ratio

2004-05
HCR(%)-57.2

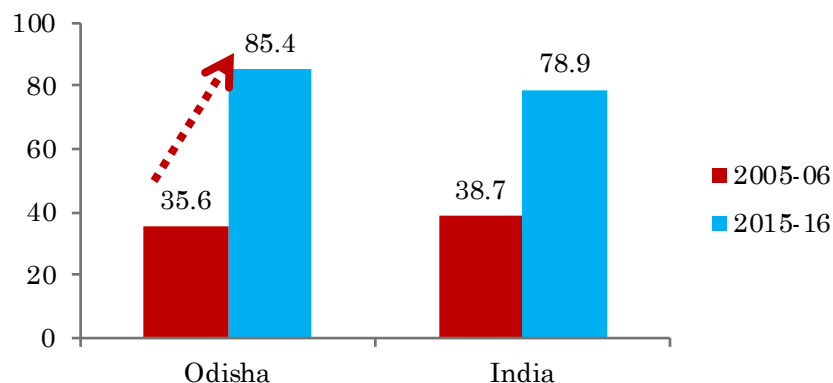
2011-12
HCR(%)- 32.6

HEALTH FOR ALL

IMR(per 1000 live births)- Odisha and India



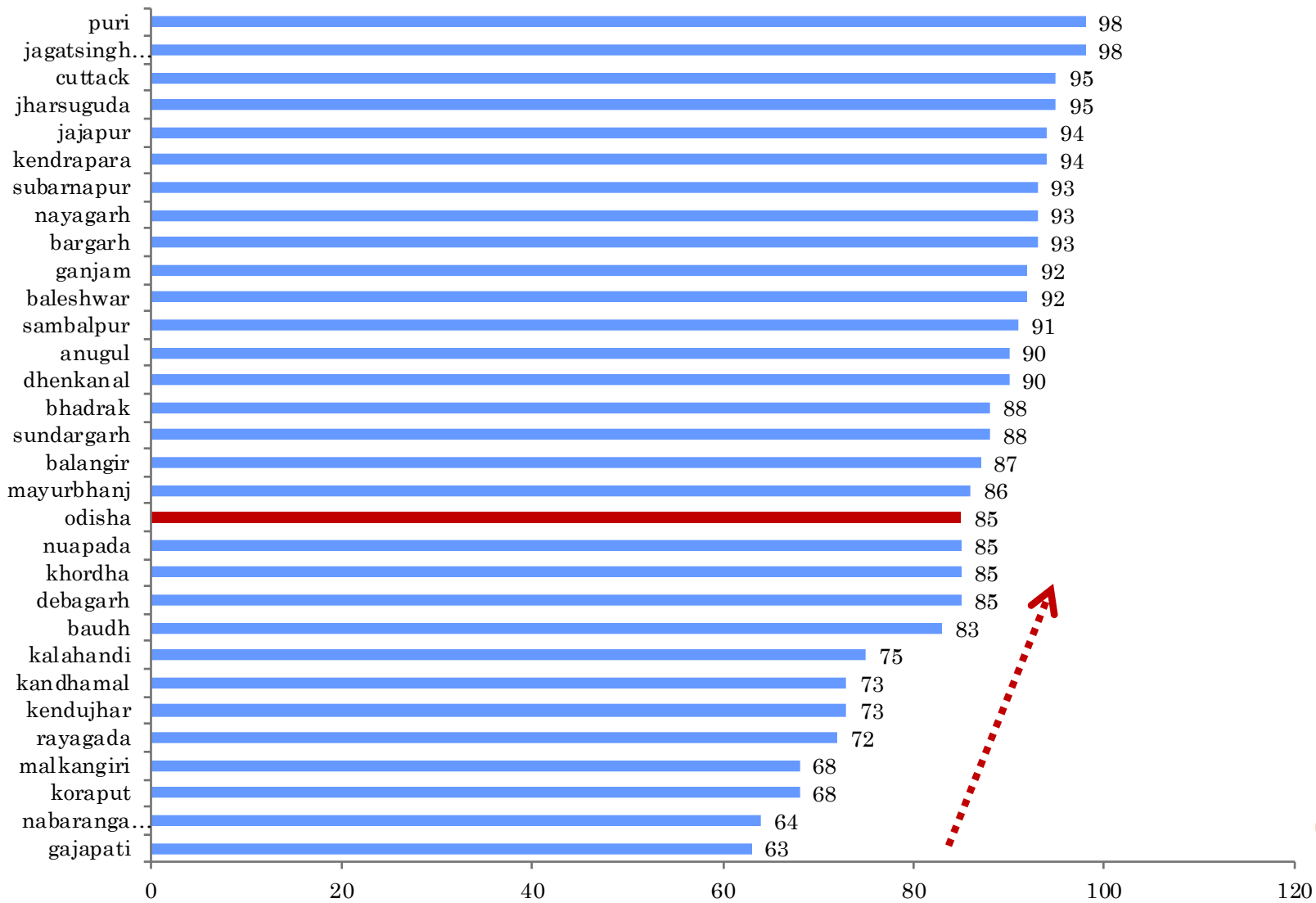
Institutional Delivery(%)- Odisha and India



Health Sector Reform Measures through:

--Enhanced Public Health investment, Created 06 new Directorates for health care governance, Quality Assurance Initiatives, Participation of Community and Peoples' representatives in healthcare, Increased use of ICT, More human resource, 108/102 Ambulance services, Health Insurance schemes, Assured diagnostic centres, quality diet for patient, Scaled up NCD programme, Free drugs, Mobile Health units, Critical care units, 04 new Govt medical colleges, Mainstreaming AYUSH etc.

INSTITUTIONAL DELIVERY(%) BY DISTRICT (NFHS-4)



EDUCATION FOR ALL

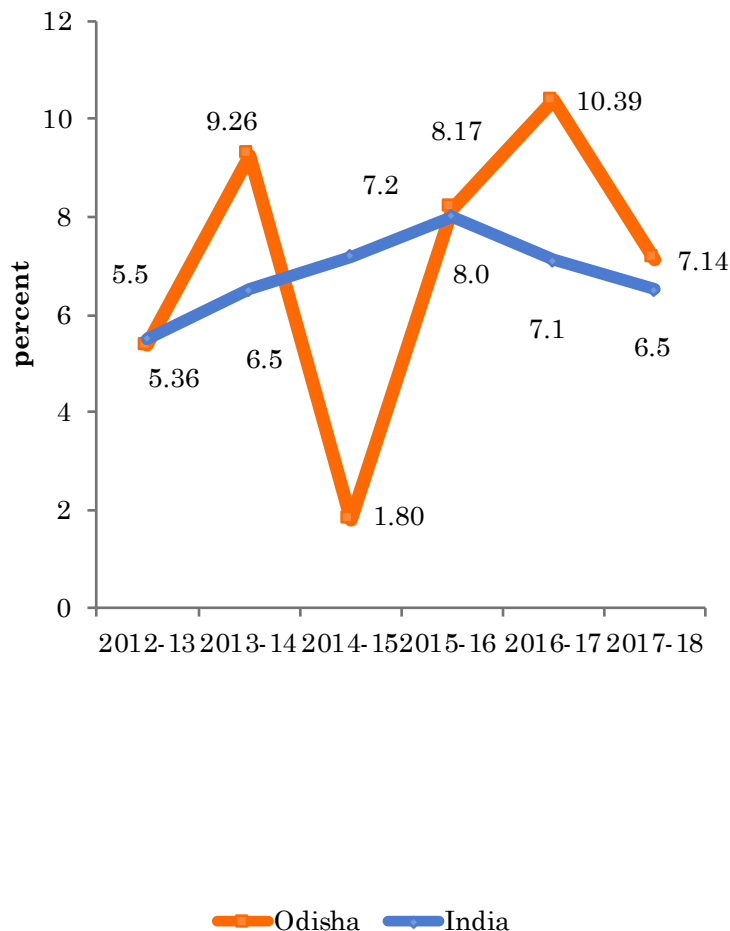
- Gender Parity Index(enrolment ratio of girls to boys) in elementary education touched 94% in 2017-18, where as it was 98% in secondary level education.
- Drop out rate have significantly fallen to 5.63% for elementary level and 5.21% for Secondary level in 2017-18.
- Net Enrolment Ratio stood at 89.41 in elementary level for 2017-18 against 88.47 for 2016-17.

Major Initiatives:

- Improvement of infrastructure in 67,961 schools at elementary level.
- One **Odisha Adarsha Vidyalaya** in each Block.
- Mo School Abhiyan** for infrastructure development in secondary schools.
- Over 5,00,000 children in tribal hostels.
- 10 more State Universities.
- 2.5 lakh girl students are under Odisha Girls' Incentive Programme.
- Computer Aided Learning (CAL) in 3300 UP school.
- Empower meritorious students with free laptops.

ECONOMIC GROWTH

Figure 1: Higher Growth Rate of Odisha

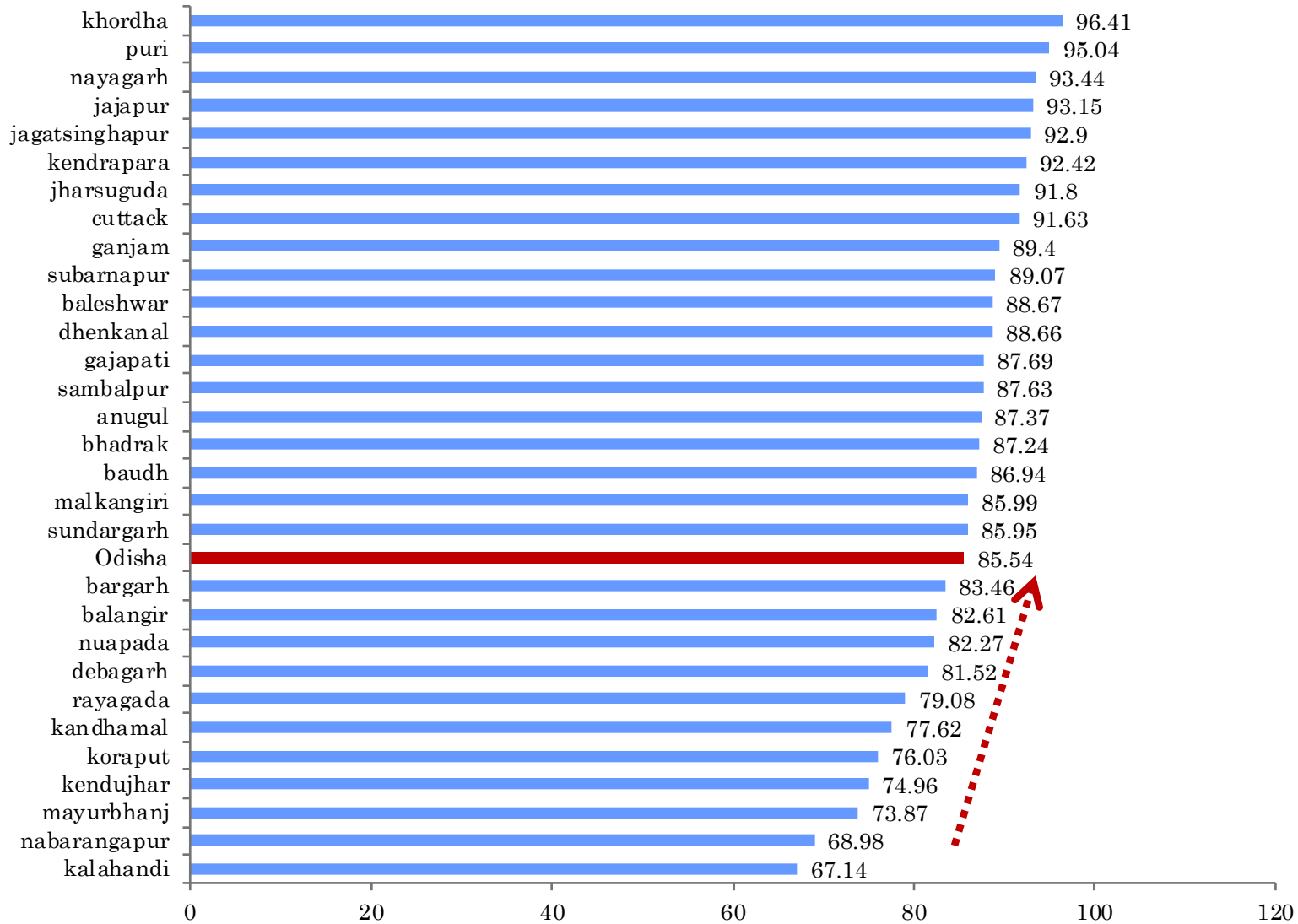


- The driver of growth in Odisha's GSVA since 2011-12 has been the services sector with highest contribution from trade, tourism and transportation.
- During the last 5 years between 2012-13 to 2016-17 1,54,509 MSME units were set up with total investment of Rs 9083,80 crores generating employment of 5.08 lakh persons.
- Export crossed Rs 1.12 lakh crore during last three years and Odisha declared "Champion State" in exports by GoI in 2016-17.
- The productivity gain in agriculture in our State has been recognised at the National level with conferment of '**Krishi Karman Award**' for four times during last six years.
- Odisha Millet Mission, Organic Farming Policy and Formation of APC, Ease of doing business, Food Processing Policies

INCLUSIVE SOCIETIES

- The Inequality in overall household consumption expenditure of Odisha has decreased to 29.87% in 2011-12 from 30.62% in 2004-05, a reduction of 0.75 points.
- Over Six lakh women SHGs in operation empowering around 07 million women.
- 19,88,195 Houses are completed under the various Rural Housing Schemes since FY 2014-15 which is the **highest in the country**.
- **Odisha Liveable Habitat Mission – JAGA** has been launched to provide liveable habitat for the slum dwellers.
- State has received a **total of three awards-first award** in road length, **second award** in connectivity to habitation & again **second award** for use of green technology in PMGSY scheme at Govt of India level.
- 1st in India - Special Development Council for tribal development.

% HOUSEHOLDS WITH ELECTRICITY(NFHS-4)



WAY FORWARD

- Ensure collection / managing of data under selected indicators.
- Analysis of data, identify critical gaps and interpretations for policy decisions.
- Convergence of Departments in planning at lower level.
- Regular review of performance of the State and Districts under the selected indicators as well as related schemes.



Thank You All

