

# **Vision, Mission and Perspective Plan**

## **West Bengal**

### **Project Update**

February 2018



# Overall Objective



State Level Plan

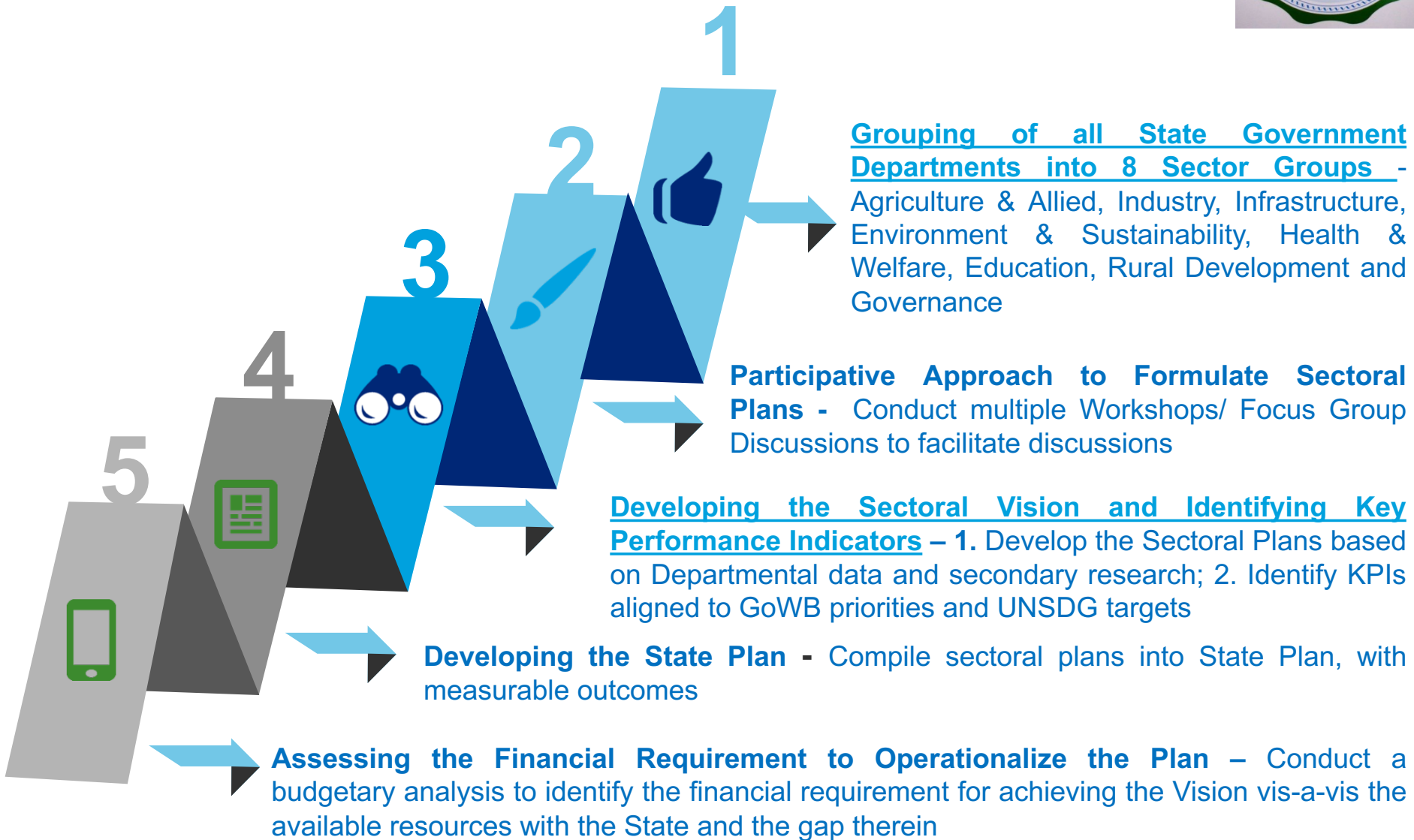
Evaluation Parameters

Monitoring Framework

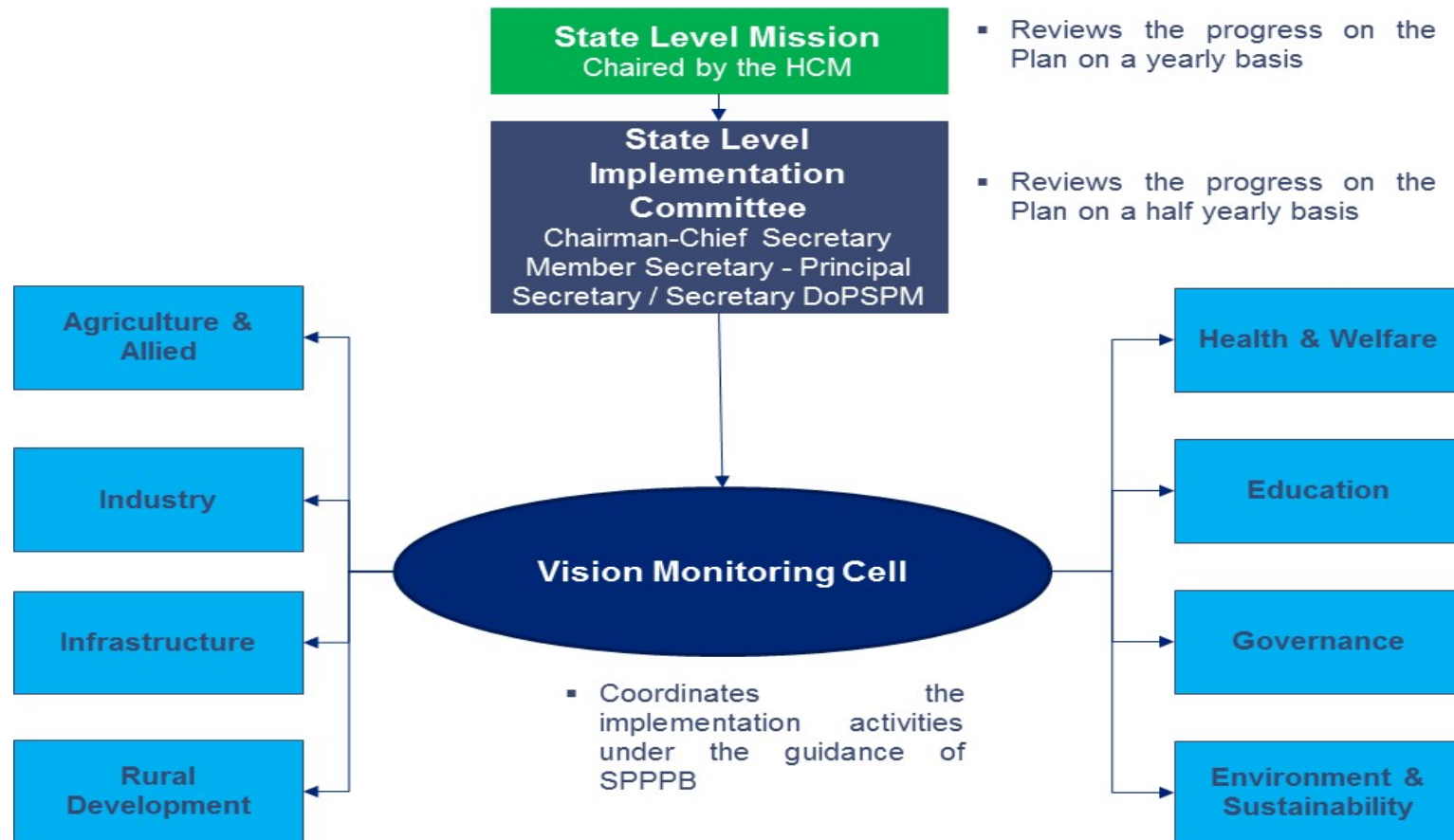
*Department of Planning, Statistics and Programme Monitoring is the nodal department*



# Agenda 1: Status of Vision/ Road Map/ Strategy on Implementation of SDGs



## Agenda 2: Dedicating Unit/ Cell/ Centre for Coordinating, Validating and Analysing Data on Progress of SDGs



- **8 Sectoral Committee** – Agriculture & Allied, Industry, Infrastructure, Rural Development, Health & Welfare, Education, Governance, Environment & Sustainability
  - Reviews the progress on the Plan on a quarterly basis
  - Coordinate with the Vision Monitoring Cell and share KPI specific data to the Vision Monitoring Cell (as required)

# Agenda 3: Data Management System for Collecting, Validating and Analysing Data on Progress of SDGs



1

- Develop a web enabled system for capturing baseline and target data – depict the progress made against targets

2

- All State Government Departments will be provided access to the system to input the actual data; system will have provision for data validation and correction

3

- All data collection and validation activity will be undertaken by the respective Departments
- Data analysis will be conducted at the Vision Monitoring Cell, located within DoPSPM

4

- Data entered and progress reports generated will be monitored by the Sectoral Committees and State Level Implementation Committee

5

- Create a data warehouse – central repository of data – integrating all departmental MISs with the web enabled system

## Agenda 4: Status of Capacity Building Programme and Availability of Capacity Development Resources



### PLANNING STAGE

- **Multiple stakeholder interactions** and **workshops** were conducted to sensitize officials from Government of West Bengal about the initiative
- Multiple sectoral workshops were conducted to assist the Departments in developing their action plans and KPIs

### MONITORING STAGE

- Institutionalize the process of **capacity building** of government officials through the **involvement of ATI**
  - Collaborate with **specialized institutions** and personnel with **expertise** in this field to conduct training sessions in the ATIs

## Agenda 5: Partnership with any Institutes (EGUN/ UN Agencies, NGOs, National / State Institutions)

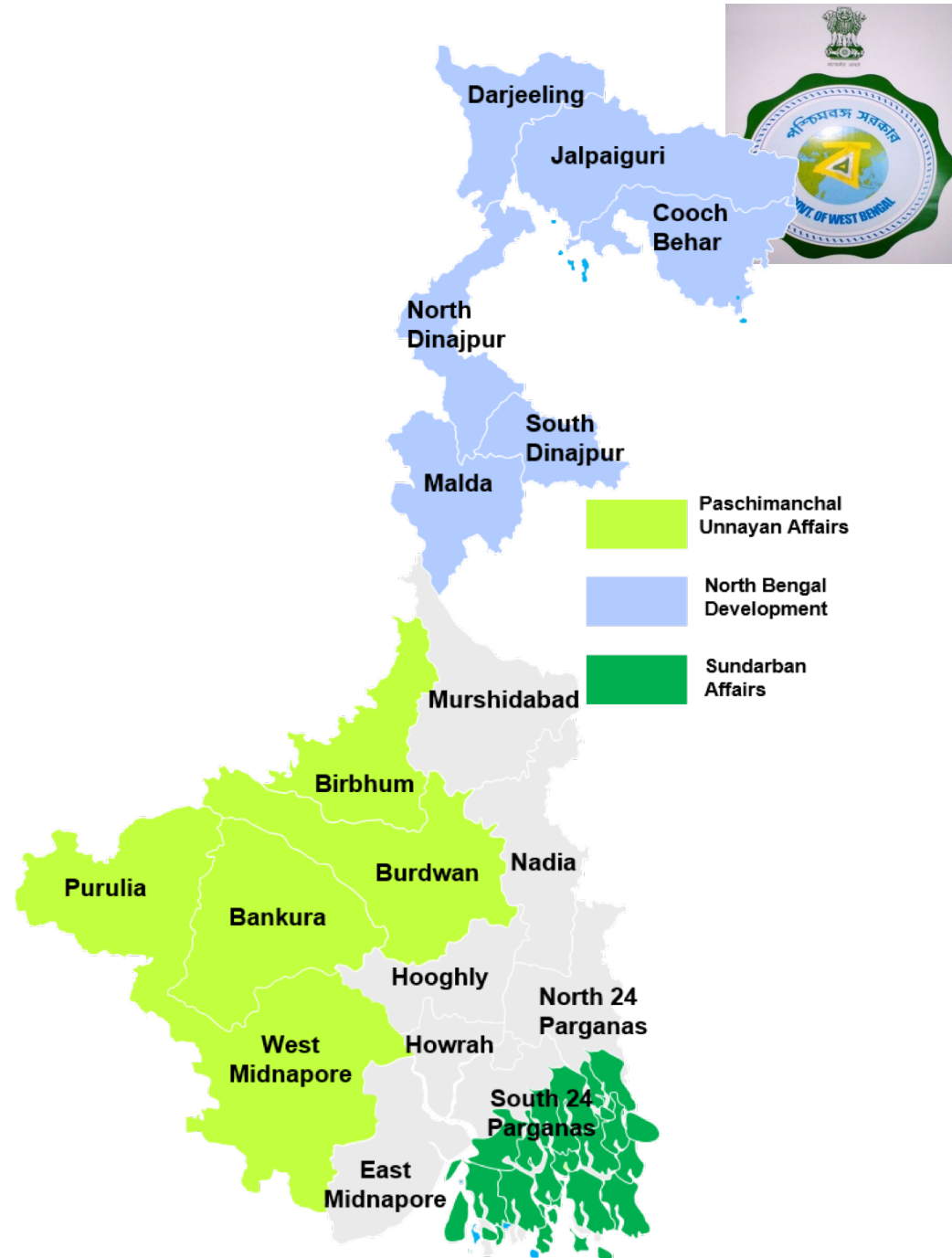


- On-going study to assess the availability of funds by 2020, 2025, 2030
- Simultaneously, analysis is being conducted to identify the financial requirement for achieving the Vision
- Strategy will be developed for resource (human, financial and physical) mobilization to achieve the SDG 2030 Vision



## Agenda 6: Localizing SDGs

- **Special focus on North Bengal, Paschimanchal, Sundarbans**
  - Home to around **73% of the state's population**
- Identifying **critical gap** in these regions and developing customized plans – roads, housing, water, sanitation, livelihood, environmental sustainability etc.
- **Identifying KPIs** relevant to these regions and **aligned with UN Goals**
- **Awareness Generation & Sensitization** – Using IEC for developing communication strategies





## Agenda 7: Any Innovative Steps Taken like Budgetary Exercise on SDGs



**All available state schemes are aligned with respective SDGs**

**Outcome budget aligned to the SDG VISION - will be prepared for next year budget 2019-20.**

Innovative Schemes	Schemes / Initiatives	Target Area	UN Goals
	Kanyashree	• Welfare of the girl child through incentivising their education	• Goal 4.3, 4.4, 4.5
	Rupashree	• Eliminate child marriage	• Goal 5.3
	Gatidhara	• Aid to unemployed youth to create livelihood opportunity	• Goal 8.6
	Safe Drive Safe Life	• Awareness generation campaign to reduce road accidents and accident related deaths	• Goal 3.6
	Khadya Sathi	• Almost 90% of the State's population get rice and wheat at Rs 2 per kg	• Goal 2.1
	Sikhashree	• Providing assistance to SC day-scholars of Class V-VIII	• Goal 4.2
	Sabuj Sathi	• Distribution of bi-cycles to students of class IX to XII in all Govt. run, Govt. aided, Govt. sponsored schools	• Goal 4.1

## Agenda 8: Development of Priority Indicators by NITI Aayog and Performance of States on these Indicators



- Development of priority indicators by NITI Aayog and performance of the state on these indicators

Sectors	UNSDG	Targets	KPIs
Industry	Main Goal 4, 8, 9, 17 Ancillary Goal 1,5,10,11	30	73
Infrastructure	Main Goal 6, 7, 11, 12 Ancillary Goal 3,8,9,10	21	35
Agriculture & Allied	Main Goal 2, 6, 10, 14, 15 Ancillary Goal 5,8,12	22	88
Rural Development	Main Goal 1,3, 4, 5, 6, 8, 9, 10 Ancillary Goal 2,11	29	31
Health & Welfare	Main Goal 3, 5, 6 Ancillary Goal 1,2, 4, 8, 16	27	64
Education	Main Goal 4 Ancillary Goal 5,19, 0	17	77
Environment	Main Goal 6,11,12, 13,14,15 Ancillary 2,3,8,9	34	49
Governance	Main Goal 16, 17 Ancillary Goal 1,5,9,10,13	43	71

# Agenda 8: Development of Priority Indicators by NITI Aayog and Performance of States on these Indicators



Objectives	Schemes/ Initiatives	Department(s)	KPIs	Baseline	Target (2020)	Target (2025)	Target (2030)	UNSDG Target(s)
Ensure universal access to quality reproductive and child health care leading to substantial reduction in child and maternal mortality indicators	<ul style="list-style-type: none"> <li>Reproductive and Child Health</li> <li>Rashtriya Bal Swasthya Karyakram</li> </ul>	Health and Family Welfare	Infant Mortality Rate [per 1000 live births]	25	24	20	15	3.2
	<ul style="list-style-type: none"> <li>Reproductive and Child Health</li> <li>Rashtriya Bal Swasthya Karyakram</li> </ul>	Health and Family Welfare	Under 5 Mortality Rate [per 1000 live births]	30	29	25	21	3.2
	<ul style="list-style-type: none"> <li>Reproductive and Child Health</li> <li>Rashtriya Bal Swasthya Karyakram</li> </ul>	Health and Family Welfare	Neo-natal Mortality Rate	18 (SRS 2016)	16	13	10	3.2
	<ul style="list-style-type: none"> <li>Reproductive and Child Health</li> </ul>	Health and Family Welfare	Maternal Mortality Ratio [per 100000 live births]	113	<90	<70	<50	3.1

Thank You!

# Agenda 1: Status of Vision/ Road Map/ Strategy on Implementation of SDGs



Agriculture & Allied	Industry	Education	Health & Welfare
Agriculture	Industry, Commerce & Enterprises	School Education	Health and Family Welfare
Agriculture Marketing	Information Technology & Electronics	Higher Education, Science and Technology and Biotechnology	Women and Child Development and Social Welfare
Animal Resources Development	Tourism	Mass Education Extension and Library Services	
Fisheries	Labour	Minorities Affairs and Madrasah Education	
Food and Supplies	Technical Education & Training	Youth Services and Sports	
Food Processing Industries and Horticulture		Backward Classes Welfare	
Irrigation and Waterways		Tribal Development Department	
Water Investigation and Development			

# Agenda 1: Status of Vision/ Road Map/ Strategy on Implementation of SDGs



Infrastructure	Environment & Sustainability	Rural Development	Governance	
Housing	Environment	Co-operation	Correctional Administration	Finance
Power and Non-Conventional Energy Sources	Forest	Panchayat and Rural Development	Disaster Management and Civil Defense	PAR and e-Governance
Public Health Engineering		Self Help Group and Self Employment	Fire and Emergency Services	Land and Land Reforms & Refugee Relief and Rehabilitation
Public Works		Sundarban Affairs	Home and Hill Affairs	Planning, Statistics & Programme Monitoring
Transport		North Bengal Development	Information and Cultural Affairs	Consumer Affairs
Urban Development and Municipal Affairs		Paschimanchal Unnayan Affairs	Judicial	
			Law	
			Parliamentary Affairs	



# Agenda 1: Status of Vision/ Road Map/ Strategy on Implementation of SDGs

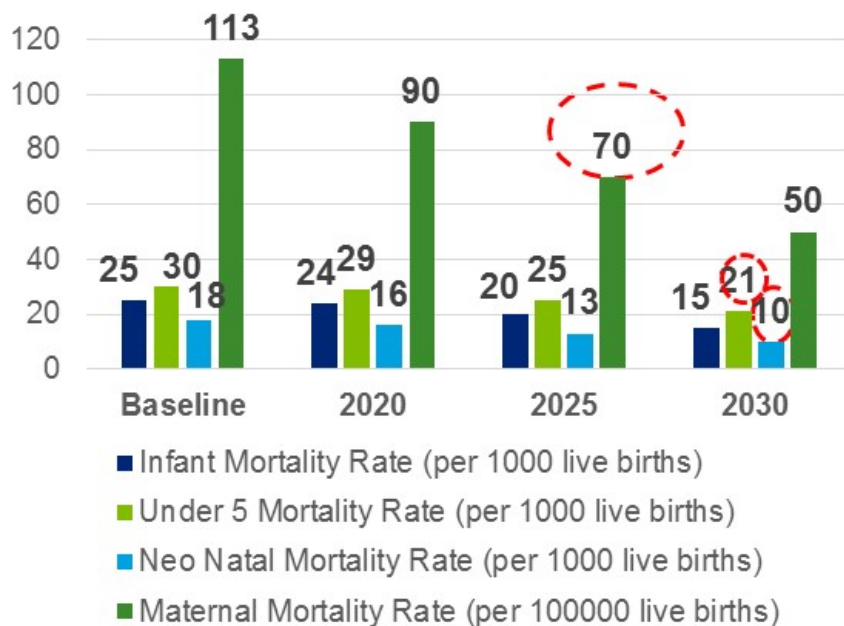


## Vision

Develop a **healthy society** through **access to high quality universal healthcare**, **nutritional support** and **social welfare measures** which is equitable, affordable and takes special care of underserved areas and sections of the society

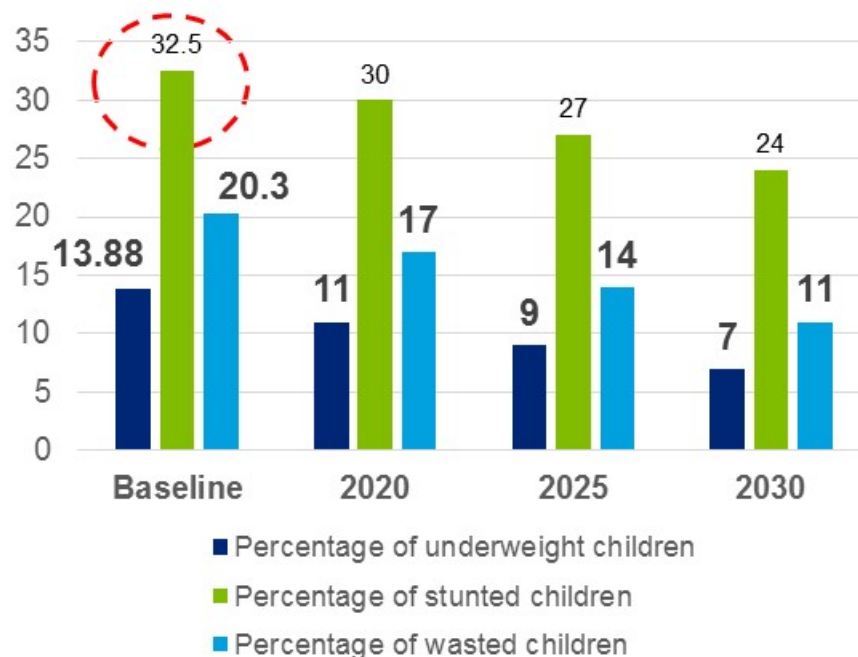
Universal access to Quality Healthcare  
(Reproductive and Child Health)

### Child and Maternal Mortality Indicators



Nutritional led holistic interventions

### Adolescent Growth and Nutrition Indicators





# Agenda 1: Status of Vision/ Road Map/ Strategy on Implementation of SDGs

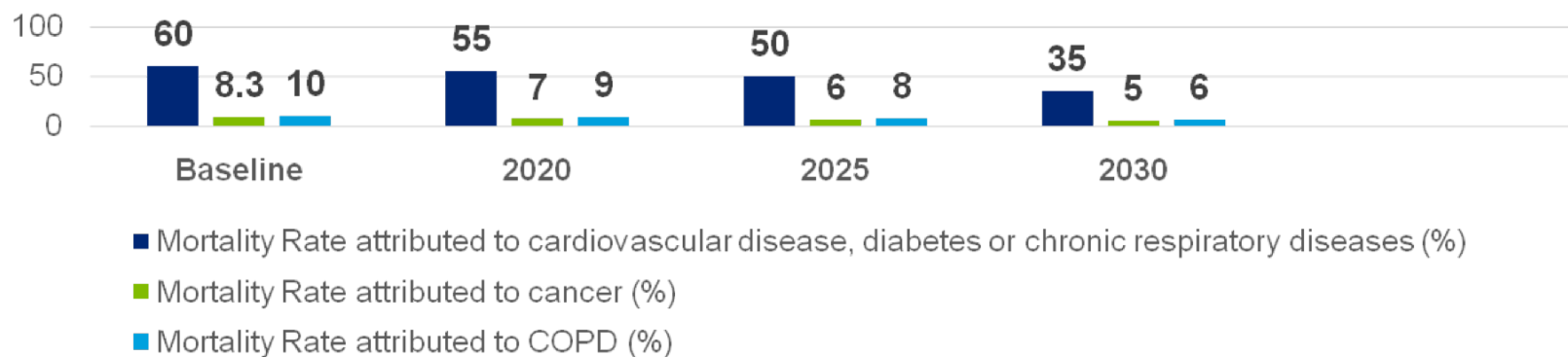


## Vision

Develop a **healthy society** through **access to high quality universal healthcare**, **nutritional support** and **social welfare measures** which is equitable, affordable and takes special care of underserved areas and sections of the society

### Robust and Affordable Health Eco-System

#### Mortality Rate Indicators related to non-communicable diseases



- Medical Insurance/ Group Health Protection Scheme
  - Beneficiaries under RSBY increased by 40%: **63 lakh (2017-18)** vis-a-vis 45 lakh (2011-12); **cards** issued **in the name of women head** of the family
  - **Greater utilization of insurance**: Burn-Out-Ratio (Claim raised vs. Premium paid) for RSBY has gone up to 252 (2016-17) from 45 (2011-12)
  - Nearly **2.5 Crore population** from **45 lakh households** would be benefitted under **Swasthya Sathi**

